

"Haidner Happenings"

Daily Newsletter

Mrs. Haidner's Contact Information:

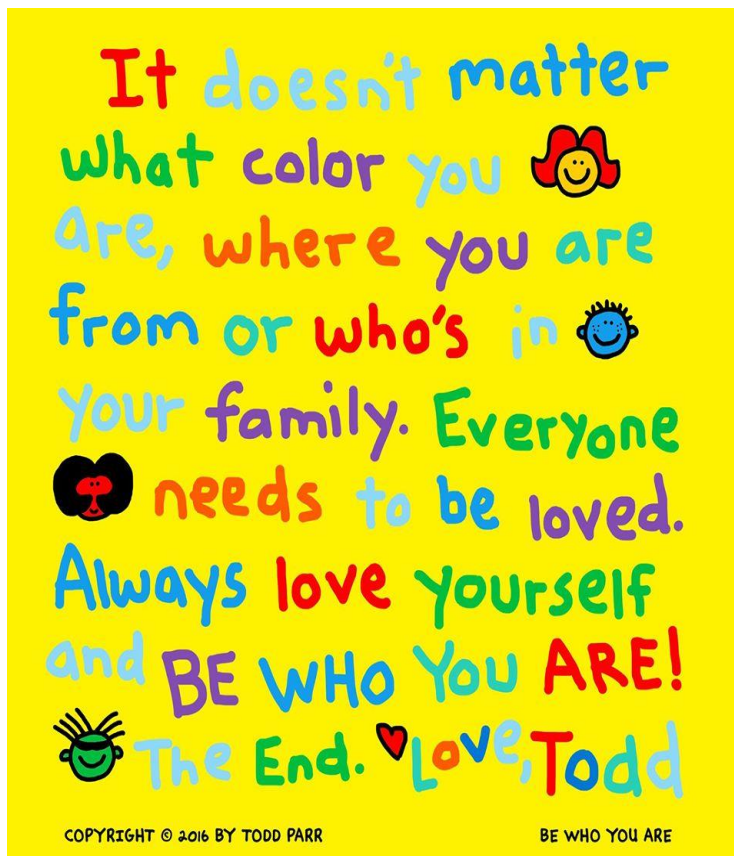
Email: khaidner@scdsb.on.ca

Remind Code @297f6k4

Class Blog: kjhaidner.edublogs.org



Monday, June 8, 2020.



COPYRIGHT © 2016 BY TODD PARR

BE WHO YOU ARE

Happy Monday grade 2 students! I hope you had a wonderful weekend.

I really like the picture that is found to the left of this message. Below the picture is a link to the story [It Is Ok To Be Different](#) by Todd Parr. You may have heard this story before, but you may not have. Today I would like you to listen to the story and think about what it means. Then I would love it if you would create your own page to go with this story. In fact, I would love to create our own book called, [It Is Ok To Be Different – Grade 2!](#) If possible, I would like your page by this Friday. So, create a page, make it colourful and add your message with your illustrations. I believe in you grade 2's! As well, there is NO SPELLING this week. Have a great day!


It is Ok to Be Different by Todd Parr

<https://www.youtube.com/watch?v=sI5U2Z0oQok>

Art or STEM Challenge:

CAN YOU MAKE A CAR THAT ROLLS?

You will be working on this project this week. Can you build a CAR that rolls using recycled materials? Design the CAR and figure out how to make it roll with a push or on its own! Draw a picture of the materials you used and your plan. Explain how you made your Car work! Be creative!



Daily Website Review:

Don't forget to look at Mrs. Haidner's Blog (kjhaidner.edublogs.org)



Red Eyed Tree Frog

<https://kids.nationalgeographic.com/animals/amphibians/red-eyed-tree-frog/>

Joke of the Day:

Q - Why didn't the orange win the race?
A - It ran out of juice.



Reading:

Remember that each day your goal is to read for a minimum of 15 minutes a day. Record your reading on your reading log or on a piece of paper.

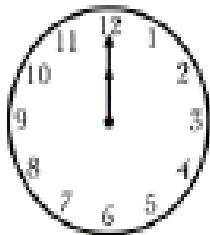



Math:

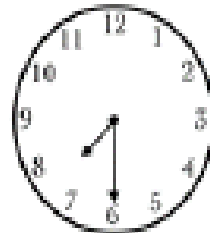
Look for patterns in nature, around your home and neighborhood. Record your observations.


What Time Is It? - Hour, Half Hour, Quarter After

Journal: Write about your weekend. Make sure to include an illustration and date. Describe 2 different things you did this weekend.













Explore with Ms. Forrest

Email: rforrest@scdsb.on.ca

Science Task

Why can't fish breathe on land?

Watch this video [Why can't fish breathe on land?](#)

- Why can't fish breathe on land?
- What did this lesson make you curious about? What other questions do you have about fish?

Tech free activity: Fish use their gills to breathe air that is in the water. It doesn't look like there's any air in a glass of water. But try this experiment. Fill a clear cup with water. Let it sit out on the counter for a few hours. Then look carefully at the sides of the cup. What do you notice? Try the experiment with hot water and cold water. See what happens!



Have a “**Marvelous Monday**” everyone!

From: Mrs. Haidner

