

"Haidner Happenings"

Daily Newsletter

Mrs. Haidner's Contact Information:

Email: khaidner@scdsb.on.ca

Remind Code @297f6k4

Class Blog: kjhaidner.edublogs.org



Tuesday, May 2020.



Happy Tuesday!

The hens wanted to take a quick moment to say hi and let you know that they are doing amazing. This photo was taken last night right before they went to sleep. Each night, around 7:45pm they go into the chicken coop and get up on their roost and bed down for the night. This is how they sleep until about 5:15 am. By 5:30am I can hear them clucking away and getting ready for their day. We have really loved watching our hens grow and really appreciate all the eggs they are laying for us.

Have a wonderful day Grade 2's.

Mrs. Haidner

Daily Art Activity:



<https://www.pinterest.ca/pin/699606123352516294/>

Try
this
out!

Each day I will be including an art or Stem building activity. You will find the website link below the picture to help guide you with the activity. I hope you have fun and I look forward to seeing your art.


Daily Website Review:

Don't forget to look at Mrs. Haidner's Blog (kjhaidner.edublogs.org)

Red Panda

<https://kids.nationalgeographic.com/animals/mammals/red-panda/>

Read all about it!



Joke of the Day:


Q - Why did the dinosaur cross the road?

A - Because the chicken wasn't born yet.



Reading:

Remember that each day your goal is to read for a minimum of 15 minutes a day. Record your reading on your reading log or on a piece of paper.



My Weekly Spelling Word List

Group A	Group B	Group C
1. bent	1. way	1. next
2. sent	2. away	2. left
3. dent	3. today	3. help
4. lent	4. chain	4. please
5. rent	5. wait	5. seen
6. sent	6. chase	6. between
7. tent	7. play	7. three
8. vent	8. played	8. easy
	9. rain	9. sea
	10. paint	10. leave

Spelling Activities:

This week your goal is to complete at least 6 of the 9 spelling activities.

1. **Balloon Words:** Draw a balloon for each of your spelling words. Write one spelling word inside of each balloon. Then, colour your balloons.
2. **Colourful Words:** Write each spelling word with a pencil. Then, trace each word using yellow for consonants and orange for vowels.
3. **Dear Dad:** Write a letter to your dad using your spelling words. Be sure to use spaces in between your words and underline your spelling words.
4. **Chalk Talk:** Write your spelling words outside using sidewalk chalk.
5. **Practice Test:** Ask an adult at home to quiz you on your spelling words. If you misspell a word, write it correctly five more times.
6. **Jumping Rope:** Write a spelling word on your paper. Then, jump your invisible or real skipping rope once for each letter and one more time to say the word. Repeat for all of your spelling words.
7. **Pyramid Words:** Create a word pyramid with your spelling words.
8. **Silly Sentences:** Use each of your spelling words to write a silly sentence about playing outside. Don't forget a capital letter at the beginning of your sentence and punctuation at the end. Underline each spelling word.
9. **Hidden Picture:** Draw and colour a large picture of a robot. Remember to add great details and lots of colour! Then, hide your spelling words somewhere inside your picture.



Mathematics:

How high can you count by 6s? Write it down!

Tools:
100s Chart
Use this throughout program to help your child with skip counting and numeracy.

100

1	2	3	4	5	6	7	8	9	10
11	12	13	14	15	16	17	18	19	20
21	22	23	24	25	26	27	28	29	30
31	32	33	34	35	36	37	38	39	40
41	42	43	44	45	46	47	48	49	50
51	52	53	54	55	56	57	58	59	60
61	62	63	64	65	66	67	68	69	70
71	72	73	74	75	76	77	78	79	80
81	82	83	84	85	86	87	88	89	90
91	92	93	94	95	96	97	98	99	100

Explore with Ms. Forrest

Email: rforrest@scdsb.on.ca

Social Studies Task

We are learning about oceans.

Think about what you already know about oceans. Then, think about what you would like to know about oceans. Fill out the first two columns of the chart below. Leave the last column. You can also make your own K-W-L chart on a piece of blank paper.

*Instead of writing, discuss the questions with a family member or a favourite stuffy.


K-W-L Chart		
Topic: Oceans		
What I know	What I want to know	What I learned

We are going to be exploring oceans later this week, but if you are really eager to get started, here is a video you can watch:




[Oceans of the World for Kids](#)

*Remember to save your chart, so you can fill in the last column later this week.

Grade 2 Photos



May Reading Log			
Name <u>Maya</u>			
Date	Title and Author of Book	Minutes Read	Parent Initials
May 4	Magic Animal Rescue	15 min	JK
May 5	Magic Animal Rescue	20 min	JK
May 6	Leg Man	10 min	JK
May 8	Timothy in Hock	10 min	JK
May 9	Magic Animal Rescue	10 min	JK
May 7	Magic Animal Rescue	15 min	JK
May 8	MTW - The Knight of Dawn	15 min	JK
May 13	Unicorn Diaries	5 min	JK
May 16	Owl Diaries - Eva and Ruby	15 min	JK
May 16	Owl Diaries - The Blue's Yelling	15 min	JK
May 16	MTW - The Knight of Dawn	20 min	JK
May 19	MTW - The Knight of Dawn	15 min	JK
May 22	Whisper	15 min	JK
May 23	Owl Diaries Day - Owl Diaries	15 min	JK
May 25	Owl Diaries - Eva and Ruby	10 min	JK
May 25	Amelia Bedelia - Takes the cake	10 min	JK
May 25	Amelia Bedelia - By the word	10 min	JK
May 25	Little Legends - The Spell Thief	20 min	JK



Have a “Terrific Tuesday” everyone!

From: Mrs. Haidner