

"Haidner Happenings"

Daily Newsletter

Mrs. Haidner's Contact Information:

Email: khaidner@scdsb.on.ca

Remind Code @297f6k4

Class Blog: kjhaidner.edublogs.org



Maya created a new page for the book, It Is Ok To Be Different.

Monday, June 15, 2020.

Hi, Grade 2's!

How are you doing? I'm really good. My weekend flew by so fast. We spent the weekend weeding the garden and doing chores around the house. How about you? What did you do this weekend? Thank you to the grade 2's who send me journals or life updates each week. I love hearing what you are doing. It is also great practice learning to type on a keyboard. So, if you have some time this week, send me an email telling me what you did this weekend or what you have been up to.

Below is a Quadra's square puzzle. It will make your brain work. Good luck! Send me your results when you have figured out the puzzle. You could use a calculator to check your answers when you are done. Have a great day. Mrs. Haidner

QUADRA'S SQUARE PUZZLE 2



1) Write the numbers 1, 2, 4, 6, 7, 8 in the correct place so that each side of the square adds up to 15.

1 2 4 6 7 8

Total must be 15



5		
3		

Art or STEM Challenge:

Make an Inuksuk

CAN YOU MAKE AN INUKSUK?

Design an inuksuk figure out of rocks or other materials. Draw a picture or take a photo of the materials you used and your plan. Explain how you made your Inuksuk. Be creative!



Daily Website Review:

Don't forget to look at Mrs. Haidner's Blog (kjhaidner.edublogs.org)

Mosquito – Read all about it!



<https://kids.nationalgeographic.com/animals/invertebrates/insects/mosquito/>

Joke of the Day:


Q - What kind of haircuts to bees get?

A - Buzzzzzzcuts.



Reading:

Remember that each day your goal is to read for a minimum of 15 minutes a day. Record your reading on your reading log or on a piece of paper.





Plural Ending Sort



When a noun has a consonant before the y, drop the y and add *ies* to make the word plural.

When a noun ends in a *vowel+y*, simply add an *s* to make it plural.

Sort the words below, then make the plural form. The first two are done for you.

activity	boy	daisy	library	toy
birthday	bunny	holiday	pony	turkey

Vowel + y

1. birthday → birthdays

2. _____ → _____

3. _____ → _____

4. _____ → _____

5. _____ → _____

Consonant + y

1. activity → activities

2. _____ → _____

3. _____ → _____

4. _____ → _____


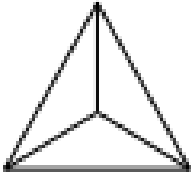


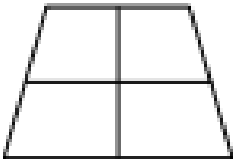
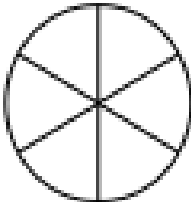
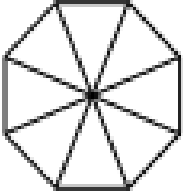

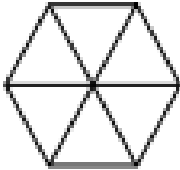
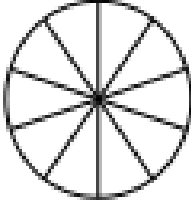
5. _____ → _____

Color the Fractions



A fraction is a part of a whole. The top number (numerator) represents the parts. The bottom number (denominator) represents the whole.

Color the parts of the shape that represent each fraction.

$\frac{3}{4}$		$\frac{1}{3}$	
$\frac{1}{2}$		$\frac{5}{8}$	
$\frac{1}{4}$		$\frac{3}{6}$	
$\frac{2}{8}$		$\frac{4}{9}$	
$\frac{1}{6}$		$\frac{6}{10}$	

Explore with Ms. Forrest

Email: rforrest@scdsb.on.ca

Science Task

How deep does the ocean go?

Watch this video [How deep does the ocean go?](#)

- How deep does the ocean go?
- What did this lesson make you curious about? What other questions do you have about the ocean?

Tech free activity: Think about a lake or pond near where you live. How deep do you think it is? What does the bottom look like? How could you figure it out? Draw a picture of your plan and describe how you would figure out what the bottom of the lake or pond looks like.



Have an “Awesome Monday” everyone!

From: Mrs. Haidner

