

"Haidner Happenings"

Daily Newsletter

Mrs. Haidner's Contact Information:


Email: khaidner@scdsb.on.ca

Remind Code @297f6k4

Class Blog: kjhaidner.edublogs.org



Thursday May 7, 2020.



Happy Thursday Friends!

Today, for Mental Health Awareness Week, I wanted to remind everyone it is ok to take a moment and breath as we work from home.


If you have time and your internet is working today, take a look at the website Go Noodle. I have the link below. There are calming sessions that help when you just need a calming break. There are also videos that help if you need to just move and dance. I hope you enjoy this website.

Have a great day.

Mrs. Haidner

Daily Language Review: Answer and find all the mistakes!

Daily Language Review
Name: _____

Thursday 

Make a compound word.

1. cake + walk = _____

2. play + ground = _____

Unscramble the words to make a question.

3. old How you are

Fix the sentence.

4. pauls more faster than i am

Daily Website Review:

Don't forget to look at Mrs. Haidner's Blog (kjhaidner.edublogs.org)

GoNoodle

<https://www.gonoodle.com/for-families/>



Joke of the Day:


Q: What kind of candy do moms love for Mother's Day?

A: Her-she's Kisses.



Reading:

Remember that each day your goal is to read for a minimum of 15 minutes a day. Record your reading on your reading log or on a piece of paper.



Weekly Spelling Choice Activities



Select 2 spelling activities on Tuesday, Wednesday and Thursday

Picture This: Draw a large picture of a tree that is growing in the spring. In the empty spaces between the branches, write your spelling words as many times as you can. Then colour your picture.

Colorful Words: Write each spelling word with a pencil. Then, use the colours below to trace each letter. Consonants (Red) Vowels (Green).

Let's Move: Write a spelling word on your paper. Then, hop on one foot for each letter in the word. Jump on two feet and call out the word. Repeat for all of your spelling words.

Pyramid Words: Create a pyramid with your spelling words. Begin by writing the first letter, on the next line write the first two letters, then on the next line write the first three letters...etc.

Eyes Closed: Look at each of your spelling words. Say the letters in the word out loud. Then, close your eyes and write the word. This is hard to do!

Curious Questions: Use each of your spelling words to ask a question. Be sure to use a capital letter at the beginning of your sentence and a question mark at the end. Underline your spelling word. Example: Does a whale have gills?

Dear Teacher: Write a letter to Mrs. Haidner using your spelling words. Be sure to use spaces in between your words and underline your spelling words.

Speed Writing: Write your words as many times as you can in 10 minutes. Ask a family member or adult to help you keep track of time.




Practice Test: Ask an adult at home to quiz you on your spelling words. If you misspell a word, write it correctly five more times.

My Weekly Spelling Word List

Group A	Group B	Group C
1. den	1. send	1. put
2. hen	2. pick	2. push
3. men	3. end	3. pull
4. pen	4. bath	4. could
5. ten	5. fast	5. would
6. then	6. last	6. found
7. when	7. both	7. round
8. wren	8. must	8. around
	9. just	9. something
	10. black	10. brown

***Select 2 Spelling Choice Activities today.

Grade 2's Spending Time Building and Creating




Math, Math, Math!

Comparing Fractions #3 (Words)


Name: _____

Shade in each shape to represent the fraction below it. Then circle the fraction that is larger. If they are equal, circle both.

1.

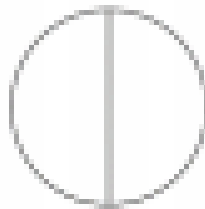


three fourths

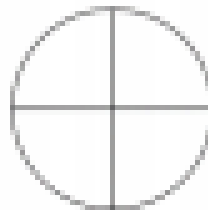


one whole

2.

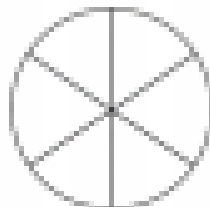


one half

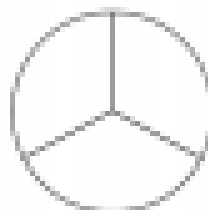


one quarter

3.

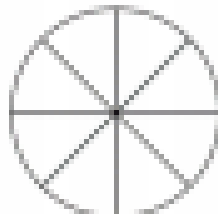


two sixths

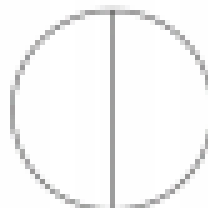


one third

4.



five eighths



one half

Explore with Ms. Forrest

Email: rforrest@scdsb.on.ca

Social Studies Task

We are learning about our basic human needs.

Last week we looked at what humans need in order to survive.



Write, draw or record yourself explaining how your community provides the things that you and your family need to survive.

Have a “**Thinking Thursday**” everyone!

From: Mrs. Haidner

