

"Haidner Happenings"

Daily Newsletter

Mrs. Haidner's Contact Information:

Email: khaidner@scdsb.on.ca

Remind Code @297f6k4

Class Blog: kjhaidner.edublogs.org

Happy Wednesday!
Make this the best day
of the week.



Wednesday May 6, 2020.



do what you LOVE • have FUN with friends
be ACTIVE • CELEBRATE what makes you
SPECIAL • EAT healthy • take a BREAK • connect
with others • give your TIME • help out
SHARE a smile • SING • GIVE a hand • SLEEP
do things BIG and small • be UNIQUE • feel
totally free to BE SILLY • giggle & LAUGH



Every Moment Counts (2012)
www.everymomentcounts.org

Grade 2's,


I hope you are all doing awesome. We are in our 5th week of learning at home and I just wanted to tell you how amazing you are.

This week I am thankful for all the doctors and nurses and medical professionals who are helping so many people who are sick. I am also thankful for all the essential workers who make sure we are safe and provide us with food and supplies. They are all heroes because they go to work to help others. But, in my opinion, you are heroes too! You are a hero because you are brave and you are doing your very best, each and every day at home. Today, I want you to know that staying home in a safe place is very heroic...it is hard but so necessary. Keep up the great work friends! Have an amazing day.

Mrs. Haidner

Daily Language Review: Answer and find all the mistakes!

Daily Language Review
Name: _____

Wednesday 

Real or make-believe?

1. The men talked to the boys. real make-believe

2. The hen talked to the boys. real make-believe

Choose the best word.

3. _____ read a book last night.
I Me

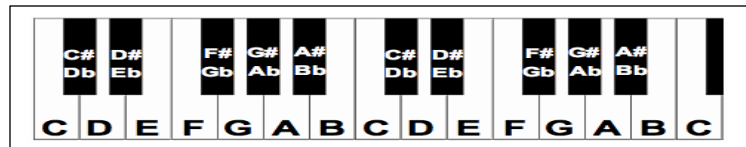
Fix the sentence.

4. shes the most tall in our class

Daily Website Review:

Don't forget to look at Mrs. Haidner's Blog (kjhaidner.edublogs.org)

Virtual Piano



<https://www.onlinepianist.com/virtual-piano>

Joke of the Day:


Q: How do you keep little cows quiet so their mommy can sleep late on Mother's Day?

A: Use the moooooote button.



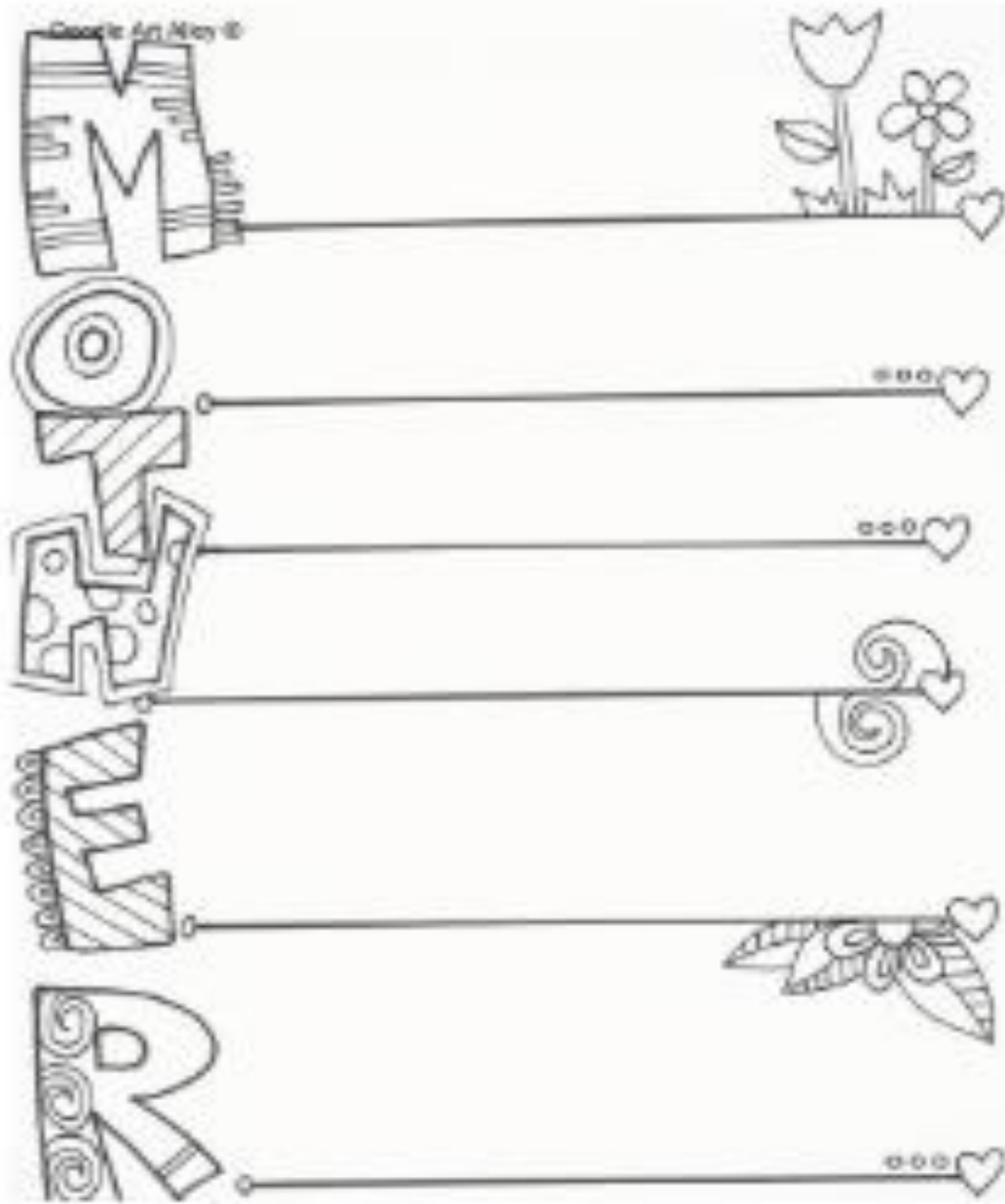
Reading:

Remember that each day your goal is to read for a minimum of 15 minutes a day. Record your reading on your reading log or on a piece of paper.



Mother's Day Poem

Create a poem for your mom. You will want to write about her.



Mother Poem

Math, Math, Math!

Fraction Challenge:

Today I would like to challenge you to make your own paper plate pizza fraction plate. Then you and an adult can create different fractions, using your fraction plate. I can't wait to see what you create.



Materials:

- 2 paper plates or two round pieces of cardboard (Cereal boxes)
- Scissors, glue
- Crayons/markers/items to decorate your pizza.

I hope you have fun today creating your fraction plate.

Explore with Ms. Forrest

Email: rforrest@scdsb.on.ca

Science Task/Craft

We are learning about the life cycle of a butterfly.

Today we are going to make a butterfly. Here are two options:

First Option

First Option



All you need for this activity is a toilet paper roll, paper, marker, glue and scissors.

1. Colour or paint your toilet paper roll.
2. Make wings. Fold a piece of paper in half. Along your fold, draw the top part of a heart. * You might want to decorate your wings.
3. Cut out your wings.
4. Glue or tape your wings on to your toilet paper roll.

* You can also make antennas using pipe cleaners or paper.

Step 1



Step 2



Step 3




Step 4



Second Option

Colour and cut out the butterfly below.






THE WORLD'S



SWEETEST

MOM



Have a “Wonderful Wednesday” everyone!

From: Mrs. Haidner

