

"Haidner Happenings"

Daily Newsletter

Mrs. Haidner's Contact Information:

Email: khaidner@scdsb.on.ca

Remind Code @297f6k4

Class Blog: kjhaidner.edublogs.org



Summer wrote all her spelling words on her driveway. Way to go Summer. You rock!

Tuesday May 5, 2020.

This week is Mental Health Awareness Week.


A colorful poster for Mental Health Week. At the top, a yellow banner with blue text reads "Mental Health Week May 4-8, 2020". Below this, a blue box contains the text: "Our mental health and well-being is connected with our ability to learn, maintain social relationships and to reach our full potential! Connection with others is good for our mental health. Even if we can't be physically close, we need to stay close emotionally!". In the center, there is a cartoon illustration of a girl with purple hair in a bun, wearing a pink shirt and blue patterned shorts, with her hands clasped in front of her. To her right, a list of phrases is presented: "IT'S OKAY TO..." followed by a list of items: "FEEL SAD, ANGRY, WORRIED... ANYTHING", "ASK FOR HELP", "HAVE 'OFF DAYS'", "WANT TO BE ALONE", "BE TIRED", "NOT FEEL LIKE TALKING", "SET BOUNDARIES", "SAY NO". To the right of the illustration, a blue box contains the text: "This Mental Health Week let's #GetReal about how we really feel. Let's practice self care and let's stay connected with each other! @SCDSB_Wellness". The background of the poster features a rainbow and a blue sky with clouds.

Today I challenge each student to call a family member to check in on them. Hearing from a family member or friend always makes people smile and know they are loved.

Have a great day friends. Mrs. Haidner

Daily Language Review: Answer and find all the mistakes!

Daily Language Review
Name: _____

Tuesday 

Fix the capitals.

1. sari, ann, and i went home.
2. bree, todd, and whitney rode to central park.

Find the rhyming words.

3. pen hen ten tan pin men

Fix the sentence.

4. ann hided under the bed

Daily Website Review:

Don't forget to look at Mrs. Haidner's Blog (kjhaidner.edublogs.org)

Toronto Zoo

<http://www.torontozoo.com/>

This is a very cool site. Each day they have live podcasts.



Joke of the Day:


Q: What color flowers do mama cats like to get on Mother's Day?

A: Purrrrrrrple flowers.



Reading:

Remember that each day your goal is to read for a minimum of 15 minutes a day. Record your reading on your reading log or on a piece of paper.



Weekly Spelling Choice Activities



Select 2 spelling activities on Tuesday, Wednesday and Thursday

Picture This: Draw a large picture of a tree that is growing in the spring. In the empty spaces between the branches, write your spelling words as many times as you can. Then colour your picture.

Colorful Words: Write each spelling word with a pencil. Then, use the colours below to trace each letter. Consonants (Red) Vowels (Green).

Let's Move: Write a spelling word on your paper. Then, hop on one foot for each letter in the word. Jump on two feet and call out the word. Repeat for all of your spelling words.

Pyramid Words: Create a pyramid with your spelling words. Begin by writing the first letter, on the next line write the first two letters, then on the next line write the first three letters...etc.

Eyes Closed: Look at each of your spelling words. Say the letters in the word out loud. Then, close your eyes and write the word. This is hard to do!

Curious Questions: Use each of your spelling words to ask a question. Be sure to use a capital letter at the beginning of your sentence and a question mark at the end. Underline your spelling word. Example: Does a whale have gills?

Dear Teacher: Write a letter to Mrs. Haidner using your spelling words. Be sure to use spaces in between your words and underline your spelling words.

Speed Writing: Write your words as many times as you can in 10 minutes. Ask a family member or adult to help you keep track of time.

Practice Test: Ask an adult at home to quiz you on your spelling words. If you misspell a word, write it correctly five more times.

My Weekly Spelling Word List

Group A	Group B	Group C
1. den	1. send	1. put
2. hen	2. pick	2. push
3. men	3. end	3. pull
4. pen	4. bath	4. could
5. ten	5. fast	5. would
6. then	6. last	6. found
7. when	7. both	7. round
8. wren	8. must	8. around
	9. just	9. something
	10. black	10. brown

Select 2 Spelling Choice Activities today.

Name: _____

Find the Capitals

Read the passage and highlight all the words that need capital letters. Color the picture when you have finished.

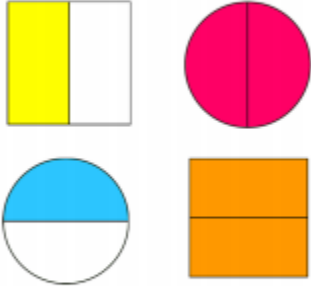
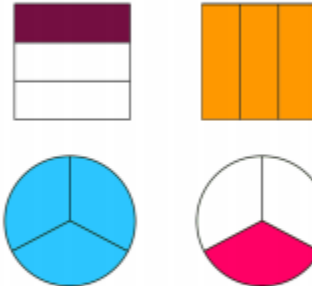
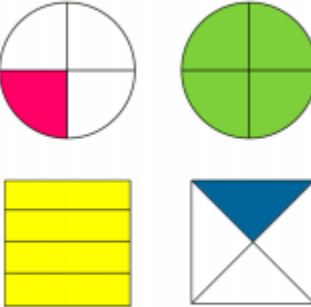

max was walking home from school. it was friday and he was excited for the weekend. max heard a sound coming from a tall tree. he looked up and saw a little cat. the cat was stuck! max ran home to get his dad. they came back with a ladder and got the cat down. the cat's name was oscar. his owner was happy.



Can you find all the missing capital letters? You don't need to recopy this activity. Read it with an adult in your house and talk about where capitals should be found in this piece of writing.

Good Luck!

Math, Math, Math!

<h2>Halves</h2>  <p>2 equal parts that make up one whole</p>	<h2>Thirds</h2>  <p>3 equal parts that make up one whole</p>
<h2>Fourths</h2>  <p>4 equal parts that make up one whole (also called quarters)</p>	<p>The <u>denominator</u>, or bottom number of the fraction, is the total amount of pieces of pizza when the pizza was whole or before any pieces were eaten. The <u>numerator</u>, or the top number, is the number of pieces of pizza left.</p>  $\frac{3}{4}$ <p>← Numerator ← Denominator</p>

Fractions for Kids – Math Learning Video

<https://www.youtube.com/watch?v=p33BYf1NDAE&t=87s>

If you can, take a quick look at the YouTube video. It will help you understand fractions.

Write the Fraction (Standard Notation)

Name: _____

Write the fraction represented by the shaded part.



—
8



—



—



—



—



—



—



—



—

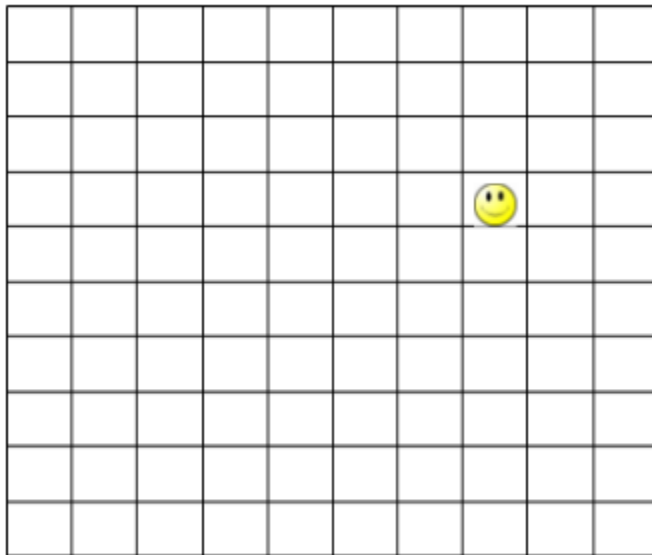
Explore with Ms. Forrest

Email: rforrest@scdsb.on.ca

Social Studies Task

We are learning about our basic human needs.

Earlier in the year, we looked at cardinal directions, North, South, East, and West. Today, we're going to practice using these directions by playing a game.



Move the happy face in the following directions:

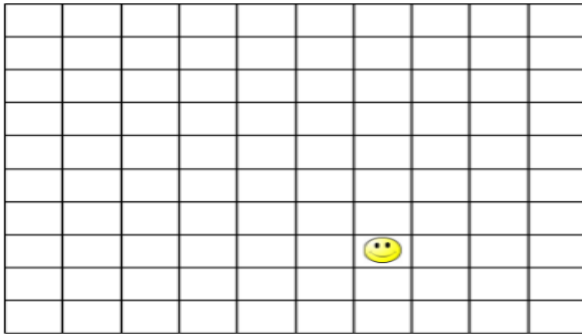
- West 5 spaces
- South 2 spaces
- East 6 spaces
- South 3 spaces
- West 2 spaces
- North 1 space






To see if you followed the directions correctly, look at the next page. No peeking!

Here is a great game I found online if you want to keep practicing: [Follow the Direction](#)

Answer:



Grade 2 Photos:



Have a **"Terrific Tuesday"** everyone!

From: Mrs. Haidner

