

"Haidner Happenings"


Daily Newsletter

Mrs. Haidner's Contact Information:

Email: khaidner@scdsb.on.ca

Remind Code @297f6k4

Class Blog: kjhaidner.edublogs.org



Parker is working away at her division questions. Chocolate egg counters!

Monday May 4, 2020.



AN IDEA A DAY TO GET YOU OUTSIDE ALL THROUGH MAY

- | | | |
|---------------------|------------------------|------------------------|
| 1. PINECONE ART | 12. CLIMB A TREE | 22. READ UNDER A TREE |
| 2. BUILD WITH MUD | 13. BUG SCAVENGER HUNT | 23. BUILD A BOAT |
| 3. BIRD CALLS | 14. PLAY IN A PUDDLE | 24. NATURE PRINTS |
| 4. MAKE A SPLASH | 15. GO FORAGING | 25. LOG INVESTIGATION |
| 5. CATCH A BUG | 16. HAVE A PICNIC | 26. BALANCE BEAM |
| 6. PLAY WITH WIND | 17. CONSTELLATIONS | 27. GROW SOMETHING |
| 7. ROLL DOWN A HILL | 18. BUILD A CAIRN | 28. PICK FLOWERS |
| 8. MAKE POTIONS | 19. PLAY WITH SHADOWS | 29. START A COLLECTION |
| 9. DIG A HOLE | 20. GET DIRTY | 30. CLOUD ANIMALS |
| 10. TAKE A DIP | 21. PHOTO HUNT | 31. MAKE IT FLY |
| 11. NATURE I SPY | | |

TAG YOUR ADVENTURES #OUTEVERYDAYINMAY

Happy Monday Grade 2's.


I hope you had an awesome weekend. The sun was amazing. We had a great weekend outside at the farm.

For the month of May, I have attached an Out Every Day in May Nature Challenge for you and your families. You don't have to do it, but if you are looking for something to do, here are some possible outdoor challenges.

Have a great day friends!

Daily Language Review: Answer and find all the mistakes!

Daily Language Review
Name: _____

Monday 

Make two words in the -aw family.

1. _____ aw _____ aw

Which word is spelled correctly?

2. lettle litle little littl

3. whre whare wahre where

Fix the sentence.

4. Abdul wont fnd nothing in the box

Daily Website Review:

Don't forget to look at Mrs. Haidner's Blog (kjhaidner.edublogs.org)

STAR WARS Kids

<https://lol.disney.com/star-wars>



Joke of the Day:


Q: What kind of flowers are best for Mother's Day?

A: Mums.



Reading:

Remember that each day your goal is to read for a minimum of 15 minutes a day. Record your reading on your reading log or on a piece of paper.




My Weekly Spelling Word List

Group A	Group B	Group C
1. den	1. send	1. put
2. hen	2. pick	2. push
3. men	3. end	3. pull
4. pen	4. bath	4. could
5. ten	5. fast	5. would
6. then	6. last	6. found
7. when	7. both	7. round
8. wren	8. must	8. around
	9. just	9. something
	10. black	10. brown

Spelling Task:

1. Write your spelling words into your agenda or write them out three times.
2. Write your words in alphabetical (ABC) order.

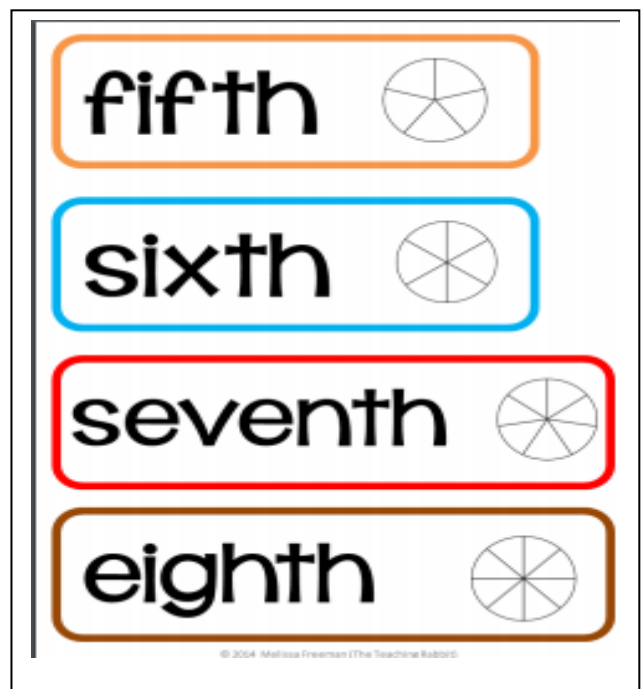
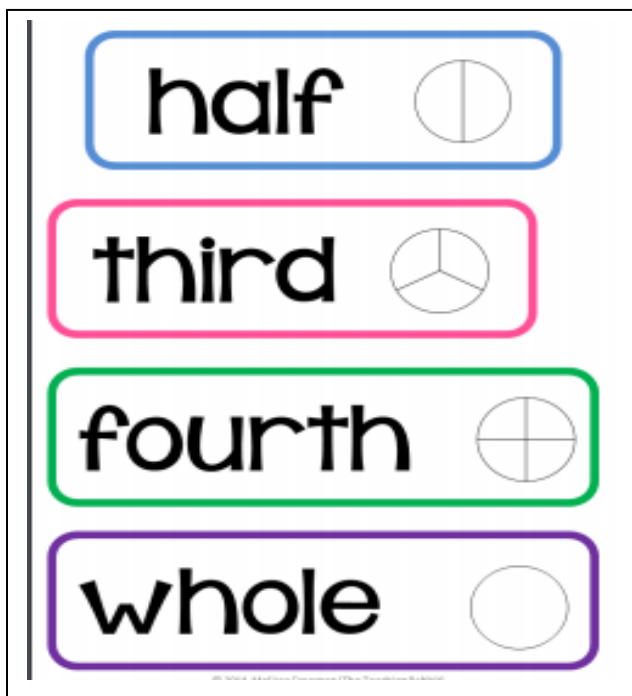
	Print your words 3 times each	ABC Order
1		
2		
3		
4		
5		
6		
7		
8		
9		
10		



Math, Math, Math....

Learning Goal: This week we will be learning about fractions. Take a look at the fraction charts below.

Who loves to eat pizza? I do! Well, when we are looking at the fraction charts, look at the different circles below. They remind me of pizzas. You can see that each circle is split into equal pieces. But all the circles or pizzas are split into different equal parts or pieces. There is a circle with 2 parts. This is called half. The next circle is equally divided into 3 equal parts. The fourth is divided into 4 equal parts. The fifth is divided into 5 equal parts. The sixth is divided into 6 equal parts. The seventh is divided into 7 equal parts and can you take a guess how many equal parts are divided into eighths? You are right, there are 8 equal parts in the whole circle.




Below is an activity for you to colour. I hope it is not too fuzzy!

Colour the Fractions

Name: _____

Colour the fractions below:




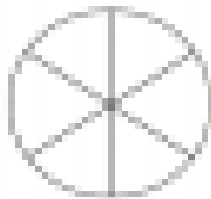
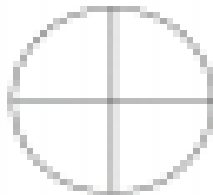
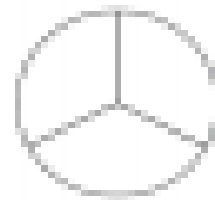
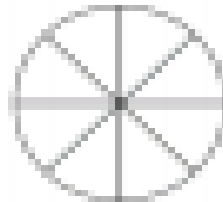



HALVES = RED

SIXTHS = GREEN

THIRDS = YELLOW

EIGHTHS = ORANGE

FOURTHS = BLUE



© 2014 Melissa Freeman (The Teaching Rabbit)

Colour:

Halves – Red **Thirds – Yellow** **Fourths – Blue** **Sixths – Green**
Eighths - Orange

Explore with Ms. Forrest

Email: forrest@scdsb.on.ca

Science Task

We are learning about the life cycle of a butterfly.

Fill out the chart. Record what you already know about the life cycle of a butterfly in the first column of the chart. Then, record what you would like to know about the life cycle of a butterfly, in the second column of the chart.

*Instead of writing, have a chat with a family member or a favourite stuffy.

KWL Chart

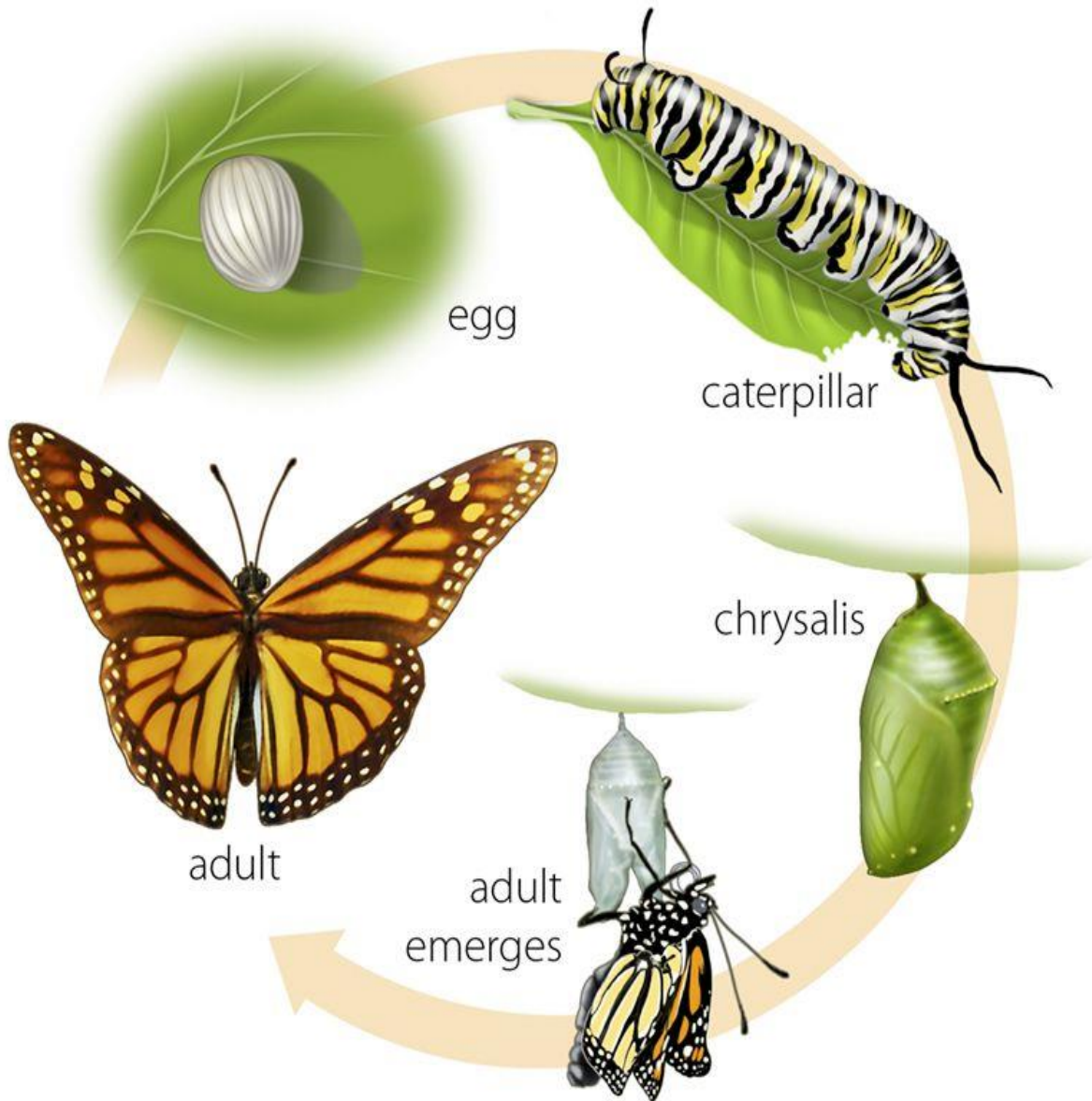
Topic: The Life Cycle of a Butterfly		
What I know	What I want to know	What I learned

Now, watch the video [The Life Cycle of a Butterfly](#). Once you have watched the video, fill out the last column of your chart with your new learning.

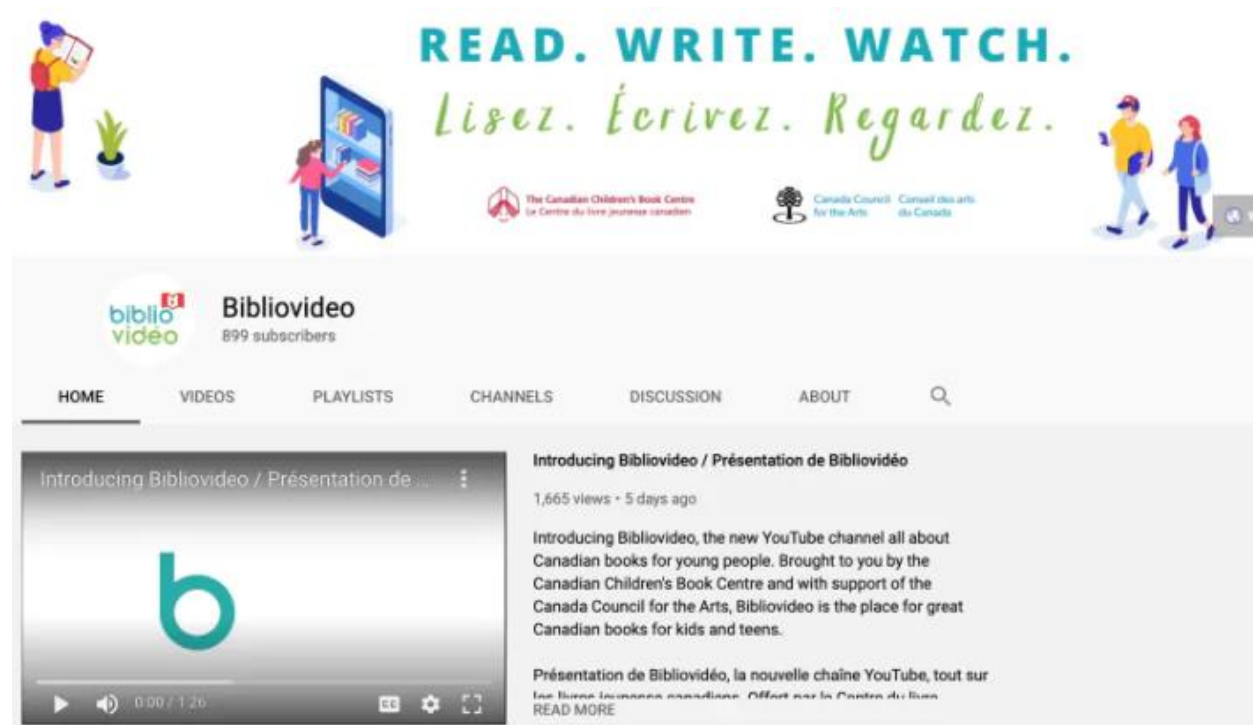
Alternatively, look at the image below, and read the short description to complete the chart.

SCIENCE Continued.

Butterflies start life as tiny eggs laid on top of leaves. The butterfly lays them on leaves they like to eat. When the egg hatches, out comes the larva, or caterpillar. They eat and eat. As they grow, they shed their skin or exoskeleton. When the caterpillar has grown to its full size, it cocoons as a chrysalis. This is called the pupa stage. When the caterpillar is done forming inside the pupa, a butterfly will emerge. At first its wings are folded, but within hours they pump blood into them and are ready to fly.

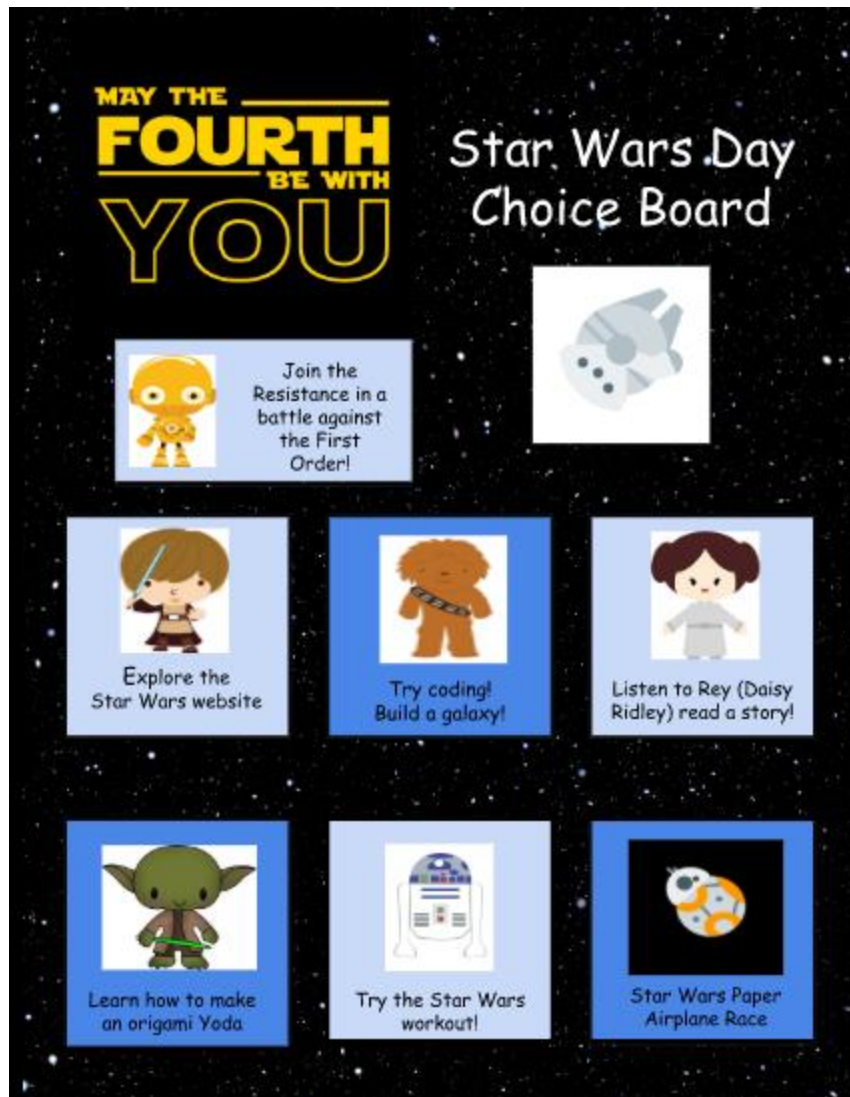


Families, this is a new resource for all Ontario families. I have attached the link in this email and it is also posted on my blog. You might want to check it out.



The image shows the banner for the Bibliovideo YouTube channel. The banner features the text "READ. WRITE. WATCH." in blue and "Lisez. Écrivez. Regardez." in green. It includes illustrations of a person reading, a person at a computer, and two people walking. Logos for "The Canadian Children's Book Centre" and "Canada Council for the Arts" are also present. Below the banner is the YouTube channel header for "Bibliovideo" with 899 subscribers. The navigation menu includes HOME, VIDEOS, PLAYLISTS, CHANNELS, DISCUSSION, and ABOUT. The main video player shows a video titled "Introducing Bibliovideo / Présentation de Bibliovideo" with 1,665 views, 5 days ago. The video description states: "Introducing Bibliovideo, the new YouTube channel all about Canadian books for young people. Brought to you by the Canadian Children's Book Centre and with support of the Canada Council for the Arts, Bibliovideo is the place for great Canadian books for kids and teens." The video player shows a large green letter 'b' on a grey background.

<https://www.cbc.ca/books/there-s-now-a-youtube-channel-dedicated-to-canadian-children-s-books-called-bibliovideo-1.5551169?fbclid=IwAR0XaWw5WYkU73RmZSnI4FRX6UIL53MXzbv7pTO8i4I7LmVHhVkzXqz00l>



You can find a link to this Star Wars choice board on my blog. Take a look. There are some awesome activities you can do.

Have a **Star Wars** kind of day everyone!

From: Mrs. Haidner

