

# "Haidner Happenings"

Daily Newsletter

Mrs. Haidner's Contact Information:

Email: [khaidner@scdsb.on.ca](mailto:khaidner@scdsb.on.ca)





Remind Code @297f6k4

Class Blog: [kjhaidner.edublogs.org](http://kjhaidner.edublogs.org)



Thursday May 29, 2020.

## Grade 2 Photos



## Daily Language Review: Answer and find all the mistakes!

Thursday 32

Choose the best word.

1. \_\_\_\_\_ Her She \_\_\_\_\_ wants to come with us.

2. I don't think Mother will let \_\_\_\_\_ her she \_\_\_\_\_ come.

Which word comes first in ABC order?

3. Pluto Donald Mickey Goofy

Fix the sentence.

4. i didnt see no mickey mouse at disneyland

### Daily Website Review:

Don't forget to look at Mrs. Haidner's Blog ([kjhaidner.edublogs.org](http://kjhaidner.edublogs.org))


### Crazy Fish Spelling Game

<https://www.homespellingwords.com/crazy-fish-all-grades>



### Joke of the Day:

Q - What's worse than finding a worm in your apple?  
A - Finding half a worm.



### Reading:


Remember that each day your goal is to read for a minimum of 15 minutes a day. Record your reading on your reading log or on a piece of paper.



## My Weekly Spelling Word List

Group A	Group B	Group C
1. bit	1. boat	1. stand
2. fit	2. coat	2. catch
3. hit	3. float	3. eight
4. lit	4. long	4. afraid
5. pit	5. along	5. away
6. sit	6. belong	6. always
7. grit	7. paw	7. playing
8. skit	8. fawn	8. waved
	9. tall	9. takes
	10. wall	10. great

**Spelling Choice Activities:** Complete 1 or 2 spelling activities today.




May

Spelling Menu

Name: \_\_\_\_\_


**Picture This!**

Draw a large picture of a flower. In the empty spaces, write your spelling words as many times as you can. Then, color your picture.




**Rainbow Words**

Write each spelling word with a pencil. Then, use the colors below to trace the whole word.



**Dear Mom**

Write a letter to your mom using your spelling words. Be sure to use spaces in between your words AND underline your spelling words.



**Telephone**

1	2	ABC	3	DEF
4	GHI	5	JKL	6
7	PQRS	8	TUV	9
*	0		#	

Use the numbers on the telephone keypad to add the letters in each of your spelling words.

**Practice Test**

Ask an adult at home to quiz you on your spelling words. If you misspell a word, write it correctly THREE more times.

\_\_\_\_\_

**Adult Signature**

**Let's Move!**

**SWIMMING POOL!**

Write a spelling word on your paper. Then, swim with your arms for every letter in the word – plug your nose and “sink” to say the word. Repeat for all of your spelling words!

**ABC Order**

Write your spelling words in ABC order. Use the letter chart below to help you.


A B C D E F G H I

J K L M N O P Q R

S T U V W X Y Z

**Eyes Closed**

Look at each of your spelling words. Say the letters in the word out loud. Then, close your eyes and write the word.



**Curious Questions**

Use each of your spelling words to ask a question – ANY question! Be sure to use a capital letter at the beginning of your sentence and a question mark at the end. Underline your spelling word.

**Does a whale have gills?**

Teacher's Breathing Space © 2015

Writing:

The form is enclosed in a decorative border of small circles. It features a large rounded rectangle for a drawing and a box containing the prompt: "Explain to me what the yuckiest food you ever tried tasted like." Below the box are ten horizontal lines for writing.

Explain to me what the yuckiest food you ever tried tasted like.

---

---

---

---

---

---

---

---

---

---

## Math Word Problem:

If Ben ate 6 cookies and his mom had the same amount as Ben, then 3 more cookies, how many did his mom eat? How many cookies did they eat together?

<b>Information</b>	<b>Pictures</b>
<b>Numbers</b>	<b>Words</b>

# Explore with Ms. Forrest

Email: [rforrest@scdsb.on.ca](mailto:rforrest@scdsb.on.ca)


## Science Task

### Can animals laugh?

Watch this video [Can animals laugh?](#)

- Can animals laugh? Why do you think that?
- What did this lesson make you curious about? What other questions do you have about animals?

**Tech free activity:** Try this experiment. Tell a friend a joke — and laugh out loud when you get to the funny part. Now tell another friend the same joke — but don't laugh. Scientists say that people often laugh when they see someone else laughing. Do you think scientists are right about that? (If you need a joke, here's a good one: **What did the left eye say to the right eye? Between us, something smells!**)



Have a “Thoughtful Thursday” everyone!

From: Mrs. Haidner