

"Haidner Happenings"

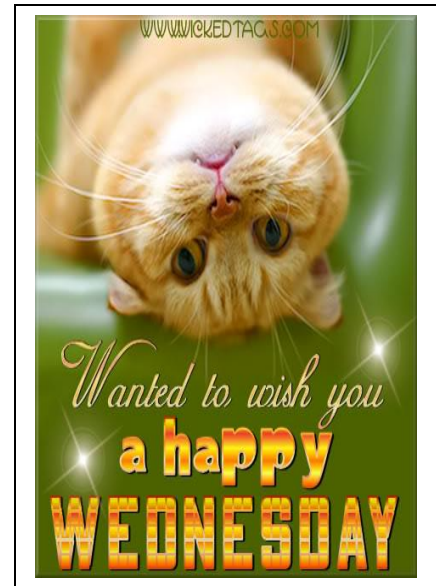
Daily Newsletter

Mrs. Haidner's Contact Information:

Email: khaidner@scdsb.on.ca

Remind Code @297f6k4

Class Blog: kjhaidner.edublogs.org



Wednesday May 27, 2020.

Good morning Grade 2 Students!

Today we will be meeting at 1:00 pm for a google hangout meeting. I have invited Mrs. Davies and Mrs. Stableforth to join the meeting. Mrs. Stableforth is going to do a quick drawing art lesson online today, so you will need a couple of things for the gathering. You will need a pencil, blank paper and some colouring tools (crayons, pencil crayons or markers). I will send an email at 12:55 pm inviting you to the online gathering. Make sure you remember to have your computer on mute when you are not speaking to the rest of the class.

Looking forward to seeing you this afternoon!

Mrs. Haidner

Daily Language Review: Answer and find all the mistakes!

Daily Language Review

Wednesday 32

Write the opposites.

1. front _____
2. to _____

What will happen?

3. Camille put on her new dress and brushed her hair. Her dad had promised to take her... to a concert. **OR** on a hill

Fix the sentence.

4. which shoes should i wear to saturday's game

Daily Website Review:

Don't forget to look at Mrs. Haidner's Blog (kjhaidner.edublogs.org)

Cartoon Critters

<http://www.cartooncritters.com/>



Joke of the Day:


Q -How does a scientist freshen her breath?

A -With experi-mints!



Reading:

Remember that each day your goal is to read for a minimum of 15 minutes a day. Record your reading on your reading log or on a piece of paper.



My Weekly Spelling Word List





Group A	Group B	Group C
1. bit	1. boat	1. stand
2. fit	2. coat	2. catch
3. hit	3. float	3. eight
4. lit	4. long	4. afraid
5. pit	5. along	5. away
6. sit	6. belong	6. always
7. grit	7. paw	7. playing
8. skit	8. fawn	8. waved
	9. tall	9. takes
	10. wall	10. great

Type your directions here

May

Spelling Menu

Name: _____


<p>Picture This!</p> <p>Draw a large picture of a flower. In the empty spaces, write your spelling words as many times as you can. Then, color your picture.</p> 	<p>Rainbow Words</p> <p>Write each spelling word with a pencil. Then, use the colors below to trace the whole word.</p> 	<p>Dear Mom</p> <p>Write a letter to your mom using your spelling words. Be sure to use spaces in between your words AND underline your spelling words.</p> 												
<p>Telephone</p> <table border="1" style="width: 100%; text-align: center; border-collapse: collapse;"> <tbody> <tr> <td>1</td> <td>2 ABC</td> <td>3 DEF</td> </tr> <tr> <td>4 GHI</td> <td>5 JKL</td> <td>6 MNO</td> </tr> <tr> <td>7 PQRS</td> <td>8 TUV</td> <td>9 WXYZ</td> </tr> <tr> <td>*</td> <td>0</td> <td>#</td> </tr> </tbody> </table> <p>Use the numbers on the telephone keypad to add the letters in each of your spelling words.</p>	1	2 ABC	3 DEF	4 GHI	5 JKL	6 MNO	7 PQRS	8 TUV	9 WXYZ	*	0	#	<p>Practice Test</p> <p>Ask an adult at home to quiz you on your spelling words. If you misspell a word, write it correctly THREE more times.</p> <p>_____</p> <p style="text-align: center;">Adult Signature</p>	<p>Let's Move!</p> <p>SWIMMING POOL!</p> <p>Write a spelling word on your paper. Then, swim with your arms for every letter in the word – plug your nose and “sink” to say the word. Repeat for all of your spelling words!</p>
1	2 ABC	3 DEF												
4 GHI	5 JKL	6 MNO												
7 PQRS	8 TUV	9 WXYZ												
*	0	#												
<p>ABC Order</p> <p>Write your spelling words in ABC order. Use the letter chart below to help you.</p> <p>A B C D E F G H I J K L M N O P Q R S T U V W X Y Z</p>	<p>Eyes Closed</p> <p>Look at each of your spelling words. Say the letters in the word out loud. Then, close your eyes and write the word.</p> 	<p>Curious Questions</p> <p>Use each of your spelling words to ask a question – ANY question! Be sure to use a capital letter at the beginning of your sentence and a question mark at the end. Underline your spelling word.</p> <p><u>Does a whale have gills?</u></p>												

Teacher's Breathing Space © 2015

Complete 1 or 2 activities today.

Writing:

Write silly sentences describing a monster! Illustrate your monster below your sentence.



Math Challenge :

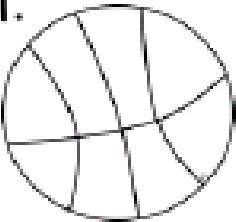
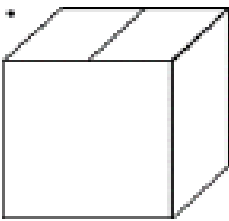

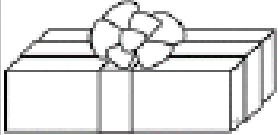
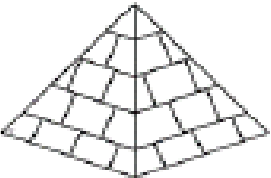

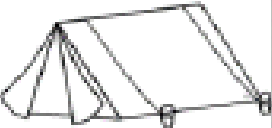
_____ - _____ = a number that is smaller than 13? What other numbers could you use?

Math, Math, Math!

Name That 3D Shape

Name: _____

Write the name of the 3D shape that looks like each object below.

1. 	2. 	3. 	4. 
5. 	6. 	7. 	

1. _____

6. _____

2. _____

7. _____

3. _____

8. _____

4. _____

5. _____

Explore with Ms. Forrest

Email: rforrest@scdsb.on.ca


Science Task

Can animals laugh?

Watch this video [Can animals laugh?](#)

- Can animals laugh? Why do you think that?
- What did this lesson make you curious about? What other questions do you have about animals?

Tech free activity: Try this experiment. Tell a friend a joke — and laugh out loud when you get to the funny part. Now tell another friend the same joke — but don't laugh. Scientists say that people often laugh when they see someone else laughing. Do you think scientists are right about that? (If you need a joke, here's a good one: **What did the left eye say to the right eye? Between us, something smells!**)



Have a “Wonderful Wednesday” everyone!

From: Mrs. Haidner