

"Haidner Happenings"


Daily Newsletter

Mrs. Haidner's Contact Information:

Email: khaidner@scdsb.on.ca

Remind Code @297f6k4




Class Blog: kjhaidner.edublogs.org



Parker left monster rocks in a new community!


Tuesday May 26, 2020.

Grade 2 Photos



Daily Language Review: Answer and find all the mistakes!

Daily Language Review
Name: _____

Tuesday 

Find the sentences.

1. Milly and the cute puppy. He's so soft.
2. The water spilled. Too many puddles in the yard.

Real or make-believe?

3. When she sprinkled magic dust on the pumpkin, it turned into a carriage.

real make-believe

Fix the sentence.


4. cinderella weared a beautiful dress two the kings ball

Daily Website Review:

Don't forget to look at Mrs. Haidner's Blog (kjhaidner.edublogs.org)

Sports Illustrated Kids

<https://www.sikids.com/>



Joke of the Day:

Q - What is a tornado's favorite game to play?

A - Twister!



Reading:

Remember that each day your goal is to read for a minimum of 15 minutes a day. Record your reading on your reading log or on a piece of paper.



My Weekly Spelling Word List





Group A	Group B	Group C
1. bit	1. boat	1. stand
2. fit	2. coat	2. catch
3. hit	3. float	3. eight
4. lit	4. long	4. afraid
5. pit	5. along	5. away
6. sit	6. belong	6. always
7. grit	7. paw	7. playing
8. skit	8. fawn	8. waved
	9. tall	9. takes
	10. wall	10. great

Type your directions here

May

Spelling Menu

Name: _____

<p>Picture This!</p> <p>Draw a large picture of a flower. In the empty spaces, write your spelling words as many times as you can. Then, color your picture.</p> 	<p>Rainbow Words</p> <p>Write each spelling word with a pencil. Then, use the colors below to trace the whole word.</p> 	<p>Dear Mom</p> <p>Write a letter to your mom using your spelling words. Be sure to use spaces in between your words AND underline your spelling words.</p> 												
<p>Telephone</p> <table border="1" style="width: 100%; text-align: center; border-collapse: collapse;"> <tr> <td style="width: 33%;">1</td> <td style="width: 33%;">2 ABC</td> <td style="width: 33%;">3 DEF</td> </tr> <tr> <td>4</td> <td>5 GHI</td> <td>6 MNO</td> </tr> <tr> <td>7 PQRS</td> <td>8 TUV</td> <td>9 WXYZ</td> </tr> <tr> <td>*</td> <td>0</td> <td>#</td> </tr> </table> <p>Use the numbers on the telephone keypad to add the letters in each of your spelling words.</p>	1	2 ABC	3 DEF	4	5 GHI	6 MNO	7 PQRS	8 TUV	9 WXYZ	*	0	#	<p>Practice Test</p> <p>Ask an adult at home to quiz you on your spelling words. If you misspell a word, write it correctly THREE more times.</p> <p>_____</p> <p style="text-align: center;">Adult Signature</p>	<p>Let's Move!</p> <p>SWIMMING POOL!</p> <p>Write a spelling word on your paper. Then, swim with your arms for every letter in the word – plug your nose and "sink" to say the word. Repeat for all of your spelling words!</p>
1	2 ABC	3 DEF												
4	5 GHI	6 MNO												
7 PQRS	8 TUV	9 WXYZ												
*	0	#												
<p>ABC Order</p> <p>Write your spelling words in ABC order. Use the letter chart below to help you.</p> <p>A B C D E F G H I J K L M N O P Q R S T U V W X Y Z</p>	<p>Eyes Closed</p> <p>Look at each of your spelling words. Say the letters in the word out loud. Then, close your eyes and write the word.</p> 	<p>Curious Questions</p> <p>Use each of your spelling words to ask a question – ANY question! Be sure to use a capital letter at the beginning of your sentence and a question mark at the end. <u>Underline</u> your spelling word.</p> <p><u>Does a whale have gills?</u></p>												


Teacher's Breathing Space © 2015

Select 1 or 2 activities to complete today.

Who is your hero? What have they done that makes you admire them?

Math Challenge:

How high can you count by 10s? Write it down!

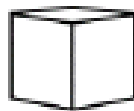
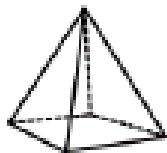
A large, empty rectangular box with a thin black border, intended for the student to write their answer to the math challenge.

Math, Math, Math! If you cannot cut out the shapes, you can draw them instead.

Shape Sorting Activity

Name: _____

Cut out the shapes below. Sort and classify them by their geometric attributes (number of faces, edges, vertices, etc.). Label each side of the chart to show how you sorted the shapes.



Explore with Ms. Forrest

Email: rforrest@scdsb.on.ca

Social Studies Task

We are learning about cardinal directions.

Can you point north without using a compass? We can use the sun to help us figure out what direction north is. First, let's make some observations. Observe where the sun is in the morning when you wake up and record your observations. You can make a chart, like mine below. After dinner, observe where the sun is again. Is it in the same place? Did it move? Record your observations.

Location of the Sun	
Morning	Evening

The sun rises in the east, and sets in the west. How can we use this information to figure out where north is?

Can you point north?



Have a **Talkative Tuesday** everyone!

*****NOTE*** I am involved in an online meeting all day today, so I will not be able to respond to emails until later tonight.**

From: Mrs. Haidner