

"Haidner Happenings"


Daily Newsletter

Mrs. Haidner's Contact Information:

Email: khaidner@scdsb.on.ca

Remind Code @297f6k4

Class Blog: kjhaidner.edublogs.org



Wednesday May, 2020.



Hi Grade 2's.

I hope you had a great day yesterday. Today is going to be a beautiful spring day. Make sure you get outside and enjoy the sun. I saw this poem on the internet and it made me smile, so I challenge you to write me a Spring poem today. If you are wondering what Italian Ice is, it is a frozen ice cream dessert. Make sure you decorate your poem too. I look forward to your creations! Have an amazing day friends!

Mrs. Haidner

Daily Language Review: Answer and find all the mistakes!

Daily Language Review

Wednesday 31

Choose the best word.

1. Yesterday I _____ to the zoo.
went goed

2. We _____ our bikes home.
rided rode

Finish the word.

3. Tom _____ shoe came untied.

Fix the sentence.

4. i lickt tha buk abowt tha duck named ping

Daily Website Review:

Don't forget to look at Mrs. Haidner's Blog (kjhaidner.edublogs.org)

Scratch Junior


<https://www.scratchjr.org/>



Joke of the Day:


Q - Why was the baby strawberry crying?

A - Because her parents were in a jam.



Reading:

Remember that each day your goal is to read for a minimum of 15 minutes a day. Record your reading on your reading log or on a piece of paper.



My Weekly Spelling Word List

Group A	Group B	Group C
1. Ban	1. less	1. which
2. Can	2. tell	2. where
3. Fan	3. well	3. there
4. Man	4. will	4. before
5. Pan	5. still	5. after
6. Ran	6. off	6. over
7. Van	7. letter	7. again
8. plan	8. little	8. inside
	9. silly	9. outside
	10. happy	10. under

Spelling Choice Activities: Select 1 or 2 activities to complete today.

1. **Kite Words:** Draw a kite for each of your spelling words. Write one spelling word inside of each kite. Then, colour your kites.
2. **Colourful Words:** Write each spelling word with a pencil. Then, use the colours below to trace each letter (Consonants – Blue, Vowels – Green).
3. **Story Time:** Write a Springtime story using your spelling words. Be sure to include interesting details and underline your spelling words in the story.
4. **Speed Writing:** Write your spelling words as many as you can in 10 minutes. Ask an adult at home to help you keep track of the time.
5. **Let's Move... Frog Hops!** Write a spelling word on your paper. Then, crouch down on your feet. Hop like a frog for every letter in the word – jup up and call out the word. Repeat for all of your spelling words.
6. **ABC Order:** Write your spelling words in alphabetical order.
7. **Fancy Shmancy:** Write all of your spelling words in your best curly or fancy printing.
8. **Hidden Picture:** Draw and colour a large picture of a butterfly. Remember to add great details and lots of colour. Then, hide your spelling words somewhere inside the picture.
9. **Pyramid Words:** Create a pyramid with your spelling words.



Math Word Problem:

How high can you count by 4s?

Tools:
100s Chart
Use this throughout program to help your child with skip counting and numeracy

100

1	2	3	4	5	6	7	8	9	10
11	12	13	14	15	16	17	18	19	20
21	22	23	24	25	26	27	28	29	30
31	32	33	34	35	36	37	38	39	40
41	42	43	44	45	46	47	48	49	50
51	52	53	54	55	56	57	58	59	60
61	62	63	64	65	66	67	68	69	70
71	72	73	74	75	76	77	78	79	80
81	82	83	84	85	86	87	88	89	90
91	92	93	94	95	96	97	98	99	100

Work Area:

Counting by 4's.

1. Colour or circle your answers on the hundreds chart.
2. Write your answers below or on another piece of paper.




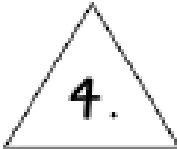







Math, Math, Math!

Use the chart from yesterday to help you name the 2D shapes today.

Name That 2D Shape

Name: _____

Write the name of each shape on the numbered lines below.

 1.	 2.	 3.	 4.
 5.	 6.	 7.	 8.
 9.	 10.	 11.	

1. _____

2. _____

3. _____

4. _____

5. _____

6. _____

7. _____

8. _____

9. _____

10. _____

11. _____

Explore with Ms. Forrest

Email: rforrest@scdsb.on.ca

Social Studies Task

We are learning about community helpers.

Today, we're going to look at firefighters. Think about the following questions:

- How do firefighters help us?
- What do you think firefighters need to do their job?

Watch an interview with a local [firefighter](#)



Have a “Wasteless Wednesday” everyone!

