

"Haidner Happenings"


Daily Newsletter

Mrs. Haidner's Contact Information:


Email: khaidner@scdsb.on.ca

Remind Code @297f6k4

Class Blog: kjhaidner.edublogs.org



Thursday May 14, 2020.




Good Morning Grade 2's!

I'm so excited for today because I get to see you later this morning. Last night I sent an email to your family about today's online gathering. Just remember, there are a few things to remember when we are on the computer today. We can't all talk at the same time. When you sign into the google meeting, you will need to make sure that your microphone (found at the bottom of the screen) is off or muted. I will be able to talk to all of you and you will be able to hear me, but when it is not your turn to talk, the rest of the class won't be able to hear your voice or the background noise at your house. When it is your turn to talk then you will turn on your microphone button so everyone can hear you and then when you are finished you will turn it off again. I can't wait to see you at 11:00 a.m.

I have some news! Last night we had an exciting event at our house. After dinner I went to check on the robins. I was amazed at how big they had gotten. It was like they had grown twice their size. Look how big their eyes and beaks are. After I took their photo, I turned and walked away and then all of a sudden they flew out of their nest. I was so scared for them as they went drifting down to the ground. Within seconds, the mother and father robin both arrived and they lead their babies off to safety. All of a sudden there were flapping wings and they started to fly! It was so magical. I hate to admit it, but I had tears of joy in my eyes. They had grown up.... and then I thought of all of you. You are growing and learning and you are just like those beautiful baby robins. I want you to know that you are almost ready for grade 3 next year and I can't wait to see you fly! See you soon friends! Mrs. Haidner

Daily Language Review: Answer and find all the mistakes!

Daily Language Review

Thursday 

Choose the best word.

1. Cherie _____ like peanut butter.
 doesn't don't

2. The boys _____ like pea soup.
 doesn't don't

Finish the word.

3. Your foot is long _____ than the baby's foot.

Fix the sentence.

4. my dog spot growed bigger

Daily Website Review:

Don't forget to look at Mrs. Haidner's Blog (kjhaidner.edublogs.org)

ROM – Royal Ontario Museum


<https://www.rom.on.ca/en/rom-at-home>



Joke of the Day:


Q - What do you call a duck that gets all A's?

A - A wise quacker.



Reading:

Remember that each day your goal is to read for a minimum of 15 minutes a day. Record your reading on your reading log or on a piece of paper.



My Weekly Spelling Word List

Group A	Group B	Group C
1. fill	1. candy	1. they
2. hill	2. went	2. their
3. pill	3. sent	3. many
4. will	4. take	4. any
5. chill	5. like	5. anything
6. grill	6. puppy	6. than
7. skill	7. time	7. because
8. spill	8. didn't	8. know
	9. by	9. water
	10. my	10. very

Spelling Choice Activities:

Spelling Weekly Choice Activities: - Select 1 choice activities today and try a pre-quiz for tomorrow's test.

1. **Sun Words:** Draw a sun for each of your spelling words. Write one spelling word inside of each sun. Then, colour your suns.
2. **Rainbow Words:** Write each spelling word with a pencil three times. Then, colour each word a different colour.
3. **Story Time:** Write a silly chicken story using your spelling words. Be sure to include interesting details and remember to underline your spelling words in the story.
4. **Add it Up:** Add the letters in each of your spelling words to find the total. Use the numbers 10 for consonants and 2 for vowels.
5. **Volcano Blow Up:** Write a spelling word on your paper. Then, crouch down on your feet. Whisper each letter as you slowly rise – then explode and yell out your spelling words.
6. **Define it:** Write your spelling words. Then, write your own definition for each one. Describe what it is in your own words. Example: Shark – A Shark is an animal with large teeth that lives in the ocean.
7. **Criss-Cross Words:** Write each of your spelling words like a crossword puzzle.
8. **Hidden Picture:** Trace your hand and decorate it with a variety of colours. Then, hide your spelling words somewhere in inside the picture.
9. **Practice Test:** Ask an adult at home to quiz you on your spelling words. If you misspell a word, write it correctly three more times.

Math Word Problem:

Would you rather have 20 nickels or 4 dollars? Why?

Answer the math word problem using information, pictures, numbers and words. When you answer the why part of the question, please write it in a sentence and explain your thinking.

Explore with Ms. Forrest

Email: rforrest@scdsb.on.ca

Social Studies Task

We are learning about community helpers.

Today, we're going to look at truck drivers. Think about the following questions:





- How do truck drivers help us?
- What do truck drivers need to do their job?

Watch the interview with a local [truck driver](#)



Choose a community helper, and write a letter, or record yourself thanking them for their service.

Grade 2's Hard at Work and Play



Have a **"Thinking Thursday"** everyone!

From: Mrs. Haidner

