

"Haidner Happenings"


Daily Newsletter

Mrs. Haidner's Contact Information:

Email: khaidner@scdsb.on.ca


Remind Code @297f6k4

Class Blog: kjhaidner.edublogs.org




Wednesday May 13, 2020.

This morning I woke up really early and I was able to watch the sunrise. There were beautiful colours in the sky. I am thinking today will be a beautiful day, so make sure you spend some time outside enjoying the sun and warmer weather.



Monday night sunset



Wednesday morning sunrise

Have an awesome day grade 2's. I can't wait to see some of you tomorrow on our google hangout meeting at 11:00 a.m.

Mrs. Haidner

Daily Language Review: Answer and find all the mistakes!

Daily Language Review

Wednesday 30

Which word is spelled correctly?

1. thenk thinck thnk think

2. bahk back bck boack

What will happen?

3. Ben put the kernels in the pot and plugged it in. Then he...
heard the baby cry. **OR** heard popping sounds.

Fix the sentence.

4. i aint gonna do that

Daily Website Review:

Don't forget to look at Mrs. Haidner's Blog (kjhaidner.edublogs.org)

Vancouver Aquarium Live Cam

<https://www.vanaqua.org/live-cams>



Joke of the Day:

Q: Two pickles fell out of a jar onto the floor.
What did one say to the other?

A: Dill with it.



Reading:

Remember that each day your goal is to read for a minimum of 15 minutes a day. Record your reading on your reading log or on a piece of paper.



My Weekly Spelling Word List

Group A	Group B	Group C
1. fill	1. candy	1. they
2. hill	2. went	2. their
3. pill	3. sent	3. many
4. will	4. take	4. any
5. chill	5. like	5. anything
6. grill	6. puppy	6. than
7. skill	7. time	7. because
8. spill	8. didn't	8. know
	9. by	9. water
	10. my	10. very

Spelling Choice Activities:

Spelling Weekly Choice Activities: - Select 1 or 2 choice activities today.

1. **Sun Words:** Draw a sun for each of your spelling words. Write one spelling word inside of each sun. Then, colour your suns.
2. **Rainbow Words:** Write each spelling word with a pencil three times. Then, colour each word a different colour.
3. **Story Time:** Write a silly chicken story using your spelling words. Be sure to include interesting details and remember to underline your spelling words in the story.
4. **Add it Up:** Add the letters in each of your spelling words to find the total. Use the numbers 10 for consonants and 2 for vowels.
5. **Volcano Blow Up:** Write a spelling word on your paper. Then, crouch down on your feet. Whisper each letter as you slowly rise – then explode and yell out your spelling words.
6. **Define it:** Write your spelling words. Then, write your own definition for each one. Describe what it is in your own words. Example: Shark – A Shark is an animal with large teeth that lives in the ocean.
7. **Criss-Cross Words:** Write each of your spelling words like a crossword puzzle.
8. **Hidden Picture:** Trace your hand and decorate it with a variety of colours. Then, hide your spelling words somewhere in inside the picture.
9. **Practice Test:** Ask an adult at home to quiz you on your spelling words. If you misspell a word, write it correctly three more times.

Writing Question of the Day:

Do new running shoes make you run faster?
Explain your answer.



Math, Math, Math!

When we add numbers, sometime we have to regroup numbers. This is a new concept for many grade 2 students. Below there is a video and diagram to help explain how to regroup numbers when adding two digit numbers.


Video link:

Double Digit Addition with Regrouping

<https://www.youtube.com/watch?v=ayFAh4VNMFA>

How to Regroup

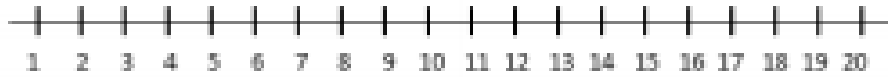
	Tens		Ones
<p>Step #3</p> <p>Carry the 1 to the top of the tens column</p>	<p style="color: red;">1</p> <p style="font-size: 2em;">2</p>		<p>Step #1</p> <p>Add the ones column $7+6=13$</p>
<p>Step #4</p> <p>Add up the tens column and add the extra "1" on top</p>	<p style="font-size: 2em;">+</p> <p style="font-size: 2em;">1</p>		<p style="font-size: 2em;">7</p> <p style="font-size: 2em;">6</p>
	<p style="font-size: 2em; color: red;">4</p>		<p>Step #2</p> <p>Put the 3 in the ones column</p> <p style="font-size: 2em; color: red;">3</p>



Don't forget!
You only regroup if the answer in the ones column is **10 or more!**

Addition With Regrouping

Name: _____



Solve the addition problems below. Show your work when you regroup. Use the number line to help you.

$$\begin{array}{r} 14 \\ + 16 \\ \hline \end{array}$$

$$\begin{array}{r} 54 \\ + 38 \\ \hline \end{array}$$

$$\begin{array}{r} 73 \\ + 17 \\ \hline \end{array}$$

$$\begin{array}{r} 22 \\ + 49 \\ \hline \end{array}$$

$$\begin{array}{r} 15 \\ + 18 \\ \hline \end{array}$$

$$\begin{array}{r} 29 \\ + 62 \\ \hline \end{array}$$

$$\begin{array}{r} 44 \\ + 27 \\ \hline \end{array}$$

$$\begin{array}{r} 12 \\ + 19 \\ \hline \end{array}$$

$$\begin{array}{r} 87 \\ + 23 \\ \hline \end{array}$$

$$\begin{array}{r} 55 \\ + 79 \\ \hline \end{array}$$

$$\begin{array}{r} 58 \\ + 23 \\ \hline \end{array}$$

$$\begin{array}{r} 14 \\ + 9 \\ \hline \end{array}$$

$$\begin{array}{r} 19 \\ + 33 \\ \hline \end{array}$$

$$\begin{array}{r} 15 \\ + 6 \\ \hline \end{array}$$

$$\begin{array}{r} 49 \\ + 16 \\ \hline \end{array}$$

$$\begin{array}{r} 57 \\ + 39 \\ \hline \end{array}$$

Explore with Ms. Forrest

Email: rforrest@scdsb.on.ca

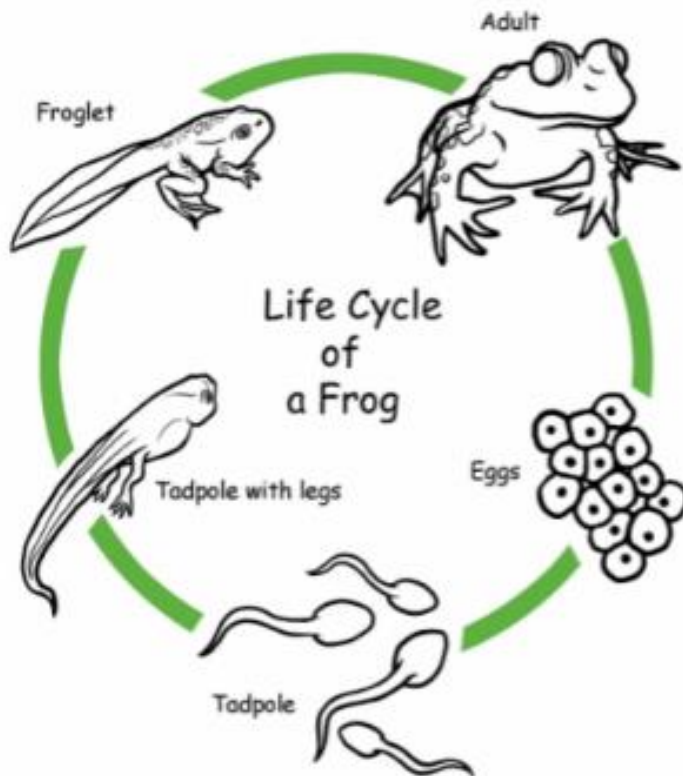
Science Task:

We are learning about the life cycle of a frog.

Before we begin, let's start with a quick warm up.

Do your best impersonation of a frog. How does a frog move? What does a frog sound like? How does a frog eat?

Last time, we looked at some pictures and a video of tadpoles. Look at the image below, and read the short description of the life cycle of a frog.






Frogs lay their eggs under lily pads. Hatched babies emerge as tadpoles. Over time, the tadpoles grow legs and become froglets. As the froglets grow, they lose their tails and become frogs.



Here is the photo from Mrs. Weiderer's walk again. Using the 'Life Cycle of a Frog' image from above, identify what stage the frogs are at in this picture.

GRADE 2 PHOTOS:



Have a "Warmer Wednesday" everyone!

From: Mrs. Haidner



Rock Monsters
in
New Lowell

