

"Haidner Happenings"

Daily Newsletter

Mrs. Haidner's Contact Information:

Email: khaidner@scdsb.on.ca

Remind Code @297f6k4

Class Blog: kjhaidner.edublogs.org



Tuesday May 12, 2020.

Hi Grade 2's. How are you all doing?

DeaR STUDENTS

Always Remember...

1. You are important.
2. You are special!
3. I believe in you.
4. I trust you.
5. You are listened to.
6. Your opinion matters.
7. I care about you.
8. I respect you.
9. You are a winner!
10. I will help you succeed!



Grade 2 Students:


I saw this poem and I immediately thought of you all. I want you to know how proud I am of your courage and commitment to learning. I have seen so much growth in your work during the past 7 weeks. You are doing amazing. Keep up the great work friends!

Google Hangout Meeting:

On Thursday morning, at 11:00 a.m., I am going to host our first Google Hangout Meeting. This will be an opportunity for us to come together and see each other online. On Thursday morning, I will include a web link that your parents will be able to click on at 11:00 a.m. I can't wait to see you!

Daily Language Review: Answer and find all the mistakes!

Daily Language Review
Name: _____

Tuesday 

Find the words that mean more than one.

1. hog chickens kitten cattle

2. men girl boys woman

Real or make-believe?

3. The paint dripped on the floor. real make-believe


Fix the sentence.

4. my litle sistr hitted the ball hard

Daily Website Review:

Don't forget to look at Mrs. Haidner's Blog (kjhaidner.edublogs.org)

Mo Willems Lunch Doodles:



https://www.youtube.com/watch?v=RmziCPQv3y8&list=PL14hRqd0PELGbKihHuTqx_pbvCLqGbOkF&index=18


Joke of the Day:

Q - Why did the student eat his homework?
A - Because the teacher told him it was a piece of cake!



Reading:

Remember that each day your goal is to read for a minimum of 15 minutes a day. Record your reading on your reading log or on a piece of paper.



My Weekly Spelling Word List

Group A	Group B	Group C
1. fill	1. candy	1. they
2. hill	2. went	2. their
3. pill	3. sent	3. many
4. will	4. take	4. any
5. chill	5. like	5. anything
6. grill	6. puppy	6. than
7. skill	7. time	7. because
8. spill	8. didn't	8. know
	9. by	9. water
	10. my	10. very

Spelling Choice Activities:

Spelling Weekly Choice Activities: - Select 1 or 2 choice activities today.

1. **Sun Words:** Draw a sun for each of your spelling words. Write one spelling word inside of each sun. Then, colour your suns.
2. **Rainbow Words:** Write each spelling word with a pencil three times. Then, colour each word a different colour.
3. **Story Time:** Write a silly chicken story using your spelling words. Be sure to include interesting details and remember to underline your spelling words in the story.
4. **Add it Up:** Add the letters in each of your spelling words to find the total. Use the numbers 10 for consonants and 2 for vowels.
5. **Volcano Blow Up:** Write a spelling word on your paper. Then, crouch down on your feet. Whisper each letter as you slowly rise – then explode and yell out your spelling words.
6. **Define it:** Write your spelling words. Then, write your own definition for each one. Describe what it is in your own words. Example: Shark – A Shark is an animal with large teeth that lives in the ocean.
7. **Criss-Cross Words:** Write each of your spelling words like a crossword puzzle.
8. **Hidden Picture:** Trace your hand and decorate it with a variety of colours. Then, hide your spelling words somewhere in inside the picture.
9. **Practice Test:** Ask an adult at home to quiz you on your spelling words. If you misspell a word, write it correctly three more times.

Writing:

Learning Goal: Today you are encouraged to write a short answer and use the word **because** in the middle of one of your sentences.

Success Criteria: I will be successful if I....

- Print the date
- Use part of the question in my beginning sentence (My favourite food is....)
- Give 2 reasons why it is your favourite food.
- Use the word because in the middle of at least one of your sentences.
- You need at least 4 sentences. (Introduction sentence, 2 reason sentences and a conclusion sentence.
- Capitals
- Punctuation
- Illustration

Writing Question:

What is your favourite food? What do you like about it?

Mrs. Haidner's Example:

(Red – Introduction Sentence)
(Blue – 2 reasons why I love hamburgers)
(Purple – Concluding Sentence

Give it a try! I look forward to reading your response.

Tuesday May 12, 2020

My favourite food is a juicy barbequed hamburger. I love hamburgers because I love the taste of a nicely broiled hamburger on a fresh hamburger bun, with sesame seeds on top. I also love hamburgers because I love eating dill pickles, fresh ripe tomatoes and marble cheese, but the cheese needs to be melted. When they are all put together the hamburger tastes heavenly. Hamburgers are my favourite food, maybe I should eat one tonight!

This image shows a blank sheet of lined paper, likely a template for a notebook or a worksheet. The page is oriented vertically and features a large, empty rounded rectangular box at the top, which is intended for a drawing or illustration. Below this box, the page is ruled with horizontal lines, providing space for writing. The entire page is enclosed within a decorative border consisting of small, repeating patterns.

Math Word Problem:

You ate 3 slices of pizza, someone else ate half of the pizza. There were 10 in the box. How many pieces of pizza are left?

Show Your Work: Remember to use the **INFORMATION**, **PICTURES**, **Numbers** and **WORDS**.

Information:

- 10 pieces of pizza
- I ate 3 pieces
- Someone else ate $\frac{1}{2}$ of the pizza

Pictures:



Numbers

What I ate.

$$10 - 3 = 7$$

Half the pizza

$$10 \div 2 = 5$$

(My 3 pieces) plus (someone else 5 pieces).

$$3 + 5 = 8 \text{ (Total pieces eaten)}$$

$$10 - 8 = 2 \text{ (Pizza pieces left)}$$

Words: There were 2 pieces of pizza left.

Information

Pictures

Numbers

Words

Work through the problem again following the graphic organizer (4 boxes) above.

Math, Math, Math!

The 100s Chart:

Meet the 100s Chart. You will use this math manipulative throughout your child's education. Use it with loose parts like Lego pieces or glass beads to help them visually see number patterns when they skip count.

Video Support:

Work Out and Count by 2's, 5's and 10s (Jack Hartmann):

https://www.youtube.com/watch?v=q_yUC1NCFkE

Task:

Use the small parts that your child has collected to use today. Have your child plot count by 2s, 5s, 10s and 25s on the 100s chart (You received it yesterday). Ask them what they notice, what patterns they see. Give them paper and have them show you with numbers some of the patterns. Ask them to explain the patterns to you. Are they growing? By how much? What do the growing numbers have in common?

Creative Project:

Can you build a recycled animal?

Can you make an animal of your choice, using recycled materials? Can you make the animal move without holding it? Explain how you created it or made it move? I can't wait to see your creations!



Explore with Ms. Forrest

Email: rforrest@scdsb.on.ca

Social Studies Task

We are learning about community helpers.

What are community helpers? How many community helpers can you name?





Today, we're going to look at doctors. Think about the following questions:

- How do doctors help us?
- What do you think doctors need to do their job?

Watch an interview with a local [doctor](#)



Grade 2 Photos




Take A Look at Our Robins!

Picture #1 – Right after they hatched.



2 Days later. Only one robin had it's eyes open.



Picture #3 – This photo was taken on Saturday.



So Cute!



Look at how big our robins have grown in a week. It is so exciting to look at them each day as they get bigger and bigger. The mother robin is always near when I go quickly to see them. But she doesn't seem to mind.



Picture #5 – This was taken on Sunday after our Mother's Day dinner. The robins were all awake and looking at me when I took their picture. They are now chirping more. It is so exciting!

Have a “Terrific Tuesday” everyone!

From: Mrs. Haidner