

"Haidner Happenings"


Daily Newsletter

Mrs. Haidner's Contact Information:

Email: khaidner@scdsb.on.ca

Remind Code @297f6k4

Class Blog: kjhaidner.edublogs.org




Alina spending time outside being creative!

Monday May 11, 2020.

Rock Monsters Story:

Below, you will find the link for the Rock Monsters story. You may have already seen the email from Mrs. Haufe, or you may have seen some Rock Monsters around the community. As a primary staff, we are encouraging as many students in New Lowell to participate in this activity, so we can spread good feelings during the pandemic.

ROCK MONSTERS



<https://drive.google.com/open?id=1ADX1UP4Wzn8wr64eZIWT1Z2ky1nte28B>

(You will need to copy the link and insert it in your browser)

Rock monsters have been put out on the streets of New Lowell! If you are out for a walk or bike ride keep an eye out for them and think about their message. Just remember to stay at least 2 meters away from people who are not in your family and please do not touch the rocks.


We would love if you made some rock monsters of your own and put them in your community. If do make some rock monsters, please send me a picture.

Have an amazing Monday.

Mrs. Haidner

Daily Language Review: Answer and find all the mistakes!

Daily Language Review
Name: _____

Monday 

Write the contractions.

1. would + not = _____

2. could + not = _____

Make two words for the -ive family.

3. _____ ive _____ ive

Fix the sentence.

4. tha grl lived in tha gren huse

Daily Website Review:

Don't forget to look at Mrs. Haidner's Blog (kjhaidner.edublogs.org)

Cosmic Yoga Kids

<https://www.youtube.com/user/CosmicKidsYoga>



Joke of the Day:


Q - What is fast, loud and crunchy?

A - A rocket chip!



Reading:

Remember that each day your goal is to read for a minimum of 15 minutes a day. Record your reading on your reading log or on a piece of paper.



My Weekly Spelling Word List

Group A	Group B	Group C
1. fill	1. candy	1. they
2. hill	2. went	2. their
3. pill	3. sent	3. many
4. will	4. take	4. any
5. chill	5. like	5. anything
6. grill	6. puppy	6. than
7. skill	7. time	7. because
8. spill	8. didn't	8. know
	9. by	9. water
	10. my	10. very

Spelling Task:

1. Write your words spelling words in your agenda or on a piece of paper and then write them out three times each.

Writing:

The Sentence Song:

https://www.youtube.com/watch?v=0Wrv_ZviMEc

Writing Question of the Day:


Would you rather build a roller coaster or a rocket ship? Why?




Written Task:

1. Listen to the Sentence Song. This is a good reminder about sentences and punctuation.
2. Write a paragraph, answering the question above. Remember to tell me WHY you would rather build a roller coaster or a rocket ship.
3. You can print it on paper or write it on a word document on your computer or iPad.
4. I can't wait to read your responses.

*** I have attached a paper template below for your writing. If possible, add an illustration of your rocket or roller coaster.





Math, Math, Math!

Math Word Problem:

My dog Killarney has 4 legs. I brought him to school. When he was in my class there were 46 legs in total. How many people were in my class with Killarney?

Show Your Work: Remember to use NUMBERS, PICTURES and WORDS.

Math Work:

Counting (to 50 forward and backwards):

There are lots of ways to count to 200, by 1' s, 2' s, 5' s, 10' s and 25' s. Today you will introduce the idea of counting to 200 using whatever loose parts you have on hand (legos, marshmallows, toothpicks, toy cars...whatever you have! 1 piece of lego may have a value of 5 so you need 40 pieces to count to 200, etc...

Video Support: Counting to 50 forwards and backwards
(Jack Hartmann):

<https://www.youtube.com/watch?v=YtNskltyA0E>

Discussion Task:

Letting your child use the loose parts have them show you 200 in two different ways (counting by 10s, counting by 25s) talk about counting. Talk about why we would skip count? Why would we give each loose part a value of 10 instead of 1? Talk about what 200 is. Ask them how many 10s there are, how many 5s, how many 25s (you are trying to get them to group, this will support the foundation for multiplication and division later.)

Written Task:

Write 100 - 200 by 1s, when completed, write from 50-1 by 1' s (counting backwards).

**** I have attached a 100's chart if your child needs it for support.

Tools:

100s Chart

Use this throughout program to help your child with skip counting and numeracy

100

1	2	3	4	5	6	7	8	9	10
11	12	13	14	15	16	17	18	19	20
21	22	23	24	25	26	27	28	29	30
31	32	33	34	35	36	37	38	39	40
41	42	43	44	45	46	47	48	49	50
51	52	53	54	55	56	57	58	59	60
61	62	63	64	65	66	67	68	69	70
71	72	73	74	75	76	77	78	79	80
81	82	83	84	85	86	87	88	89	90
91	92	93	94	95	96	97	98	99	100

Extra Math Challenge... This can be done anytime.

Double Digit Addition (No Regrouping)

Name: _____



Solve the addition problems below. Show your work when you regroup. Use the number line to help you.

$$\begin{array}{r} 10 \\ + 18 \\ \hline \end{array}$$

$$\begin{array}{r} 45 \\ + 32 \\ \hline \end{array}$$

$$\begin{array}{r} 62 \\ + 17 \\ \hline \end{array}$$

$$\begin{array}{r} 12 \\ + 34 \\ \hline \end{array}$$

$$\begin{array}{r} 25 \\ + 13 \\ \hline \end{array}$$

$$\begin{array}{r} 39 \\ + 60 \\ \hline \end{array}$$

$$\begin{array}{r} 24 \\ + 23 \\ \hline \end{array}$$

$$\begin{array}{r} 63 \\ + 16 \\ \hline \end{array}$$

$$\begin{array}{r} 87 \\ + 20 \\ \hline \end{array}$$

$$\begin{array}{r} 57 \\ + 22 \\ \hline \end{array}$$

$$\begin{array}{r} 48 \\ + 21 \\ \hline \end{array}$$

$$\begin{array}{r} 13 \\ + 3 \\ \hline \end{array}$$

$$\begin{array}{r} 14 \\ + 2 \\ \hline \end{array}$$

$$\begin{array}{r} 24 \\ + 14 \\ \hline \end{array}$$

$$\begin{array}{r} 77 \\ + 11 \\ \hline \end{array}$$

$$\begin{array}{r} 35 \\ + 32 \\ \hline \end{array}$$

Explore with Ms. Forrest

Email: rforrest@scdsb.on.ca

Science Task

We are learning about the life cycle of a frog.

Mrs. Weiderer went on a walk with her family. They took some pictures, and a short video. Look at the pictures and watch the video.



Video

What do you see? Come up with two 'I wonder' questions.

Have a “**Marvelous Monday**” everyone!

From: Mrs. Haidner

