

“Haidner Happenings”


April 8, 2020 – Daily Report

Mrs. Haidner's Contact Information:

Email: khaidner@scdsb.on.ca

Remind Code @297f6k4

Class Blog: kjhaidner.edublogs.org



Happy Wednesday Everyone!

I can't believe how fast this week is flying by. "Poof", today is already Wednesday. Yesterday I did a couple of things I have never done before. I made Irish Soda Bread. It is a homemade bread. I had never baked it before. It was so YUMMY! Take a look at how it turned out. Let's just say that we ate the entire loaf of bread yesterday. It was soooooooooooooooooooooo good.



Have you been baking at home? If so, what have you made? I'd like to hear about your baking adventures. You can always send me a picture of you baking or a recipe to try at home. We have really enjoyed cooking and baking while we have been isolated at the farm.

Have a great day everyone!

Mrs. Haidner

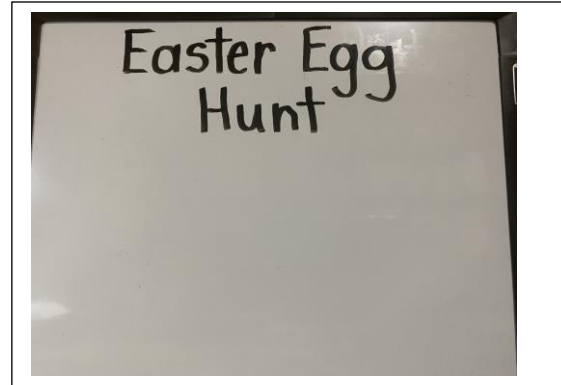
Word Work Challenge:

EASTER EGG HUNT:

This coming weekend is Easter. How many small words can you create using the words Easter Egg Hunt? You can create one, two, three, four, five, six.... Letter words using the letters found in these three words.

For example: nut, ran....

Good luck. I can't wait to see how many words you can make. I will make a big chart paper of all the words we created as a class and share it next week.



Reading:

What did you read yesterday (Tuesday)?

Tell me who the main character of the story is, if you were reading a fiction book. If you were reading a non-fiction book, what was it about? An animal, place, activity?

Chickens, Chickens, Chickens – Word Problem of the Day!

Mrs. Haidner's hens have two eyes, one beak and two wings. How many eyes, beaks and wings are there all together? Remember, there are 6 chickens. Be sure to use pictures, numbers and words to solve your problem. I look forward to your responses.



Don't forget to send me your 6 chicken names everyone. Abby and I will be drawing the names at 4:00 pm tonight.

Possible Names so far....

Kara, Diana, Barbara, Karen, Pamela, Harieen
Furious, Robin, Snowflake, Penny, Petey, Currado
Nugget, Layer, Henly, Beacon, Tacos, Master Egg
Steve, Ste, Eggie, Kak, Mac, Kam
Ray/Roy, Eggy, Rose, Lily, Mitch, Waffles
Hay Hay, Jenny, Chicken Little, Robin, Becky,
Princess Laya, Eggbert, Peep, Heiner,

Web Site of the Day:



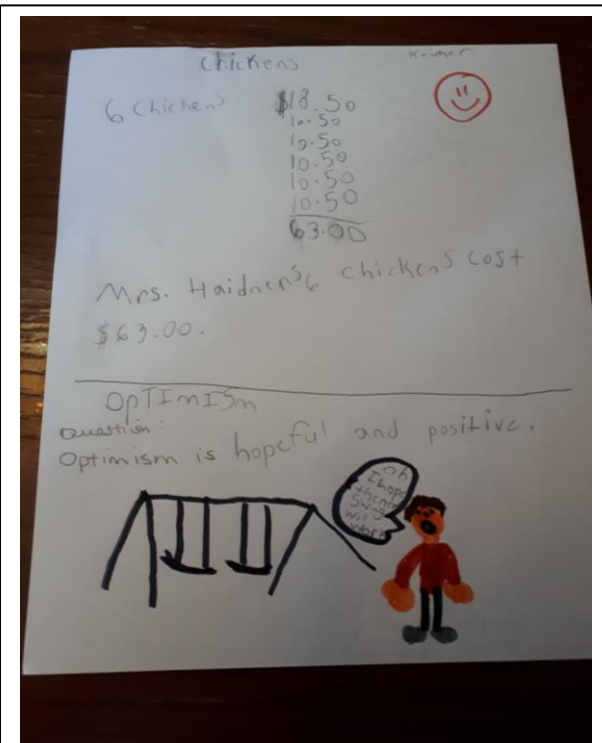
Don't forget to visit (kjhaidner.edublogs.org)

Funbrain

<https://www.funbrain.com/grade/2>

Explore and have fun with this website today.

Just a few pictures to share today!



Keimen – Math and Optimism



Bentley learning about rocks!

Parents, I would like to use photos on my daily newsletter. However, I also link my newsletter to the class blog. If you are **not ok** with me posting photos on the newsletter or on my blog, can you send me a quick email. Thanks, Mrs. Haidner

Math Card Games: Try these at home and tell me what you think!

math Card Games

ADDITION & SUBTRACTION



Go Fish for 10

- Remove Kings and Jacks (ace=1, queen=0)
- Each player gets 4 cards.
- Play just like Go Fish, but instead of looking for matches, look for combinations of 10.

Closest to 0

- Remove face cards
- Each player gets 4 cards
- Players take turns drawing a card from pile and deciding to swap a card or discard.
- The goal is to have the sum of cards in your hand be the lowest.
- To end the game, a player says "Closest to Zero" and lays down their cards. Other players get one more turn and lay down their cards.
- The player with the lowest sum of all cards wins.

Go for 10

- Remove face cards
- Lay out 20 cards face up
- Each player turns removing two cards that add up to ten.
- Try to remove as many cards from the table as possible.

Sum War

- Remove Kings and Jacks (ace=1, queen=0)
- Split the deck equally.
- Each player turns over two cards and says the sum of their numbers. The person with the greater sum wins and takes the cards.
- Play for a certain amount of time or until all the cards are gone.
- The person who gets all the cards first, or who has the most cards, wins.
- You can also play using subtraction.

Salute

- Remove face cards
- Sit in a circle and take turns being the judge.
- When the judge says "Salute!" the players put their card on their forehead without looking at it.
- The judge announces the sum of the two cards.
- Players try to guess the amount on their card based on the card the other player is holding.

25

- Remove face cards
- Split the deck equally
- Each player turns over a card and adds it to the previous number.
- You keep adding cards until you reach 25.
- If a person's card would go over 25, they need to subtract the number.
- When someone hits 25, they win.

Adding Repeating Numbers: Math Activity

We are continuing to focus on adding repeating numbers. This will help us get ready for multiplication next week! Adding repeating numbers and multiplication are very similar.

Task:

Today we are going to add repeating numbers. Take a look below.

Repeating by 4's

1. 4
2. 4 + 4 +
3. 4 + 4 + 4 =
4. 4 + 4 + 4 + 4 = ?
5. 4 + 4 + 4 + 4 + 4 = ?
6. 4 + 4 + 4 + 4 + 4 + 4 = ?
7. 4 + 4 + 4 + 4 + 4 + 4 + 4 = ?
8. 4 + 4 + 4 + 4 + 4 + 4 + 4 + 4 = ?
9. 4 + 4 + 4 + 4 + 4 + 4 + 4 + 4 + 4 = ?
10. 4 + 4 + 4 + 4 + 4 + 4 + 4 + 4 + 4 + 4 = ?

Repeating by 5's

1. 5
2. 5 + 5 = ?
3. 5 + 5 + 5 = ?
4. 5 + 5 + 5 + 5 = ?
5. 5 + 5 + 5 + 5 + 5 = ...

Activity:

1. Re-create the number patterns above.
2. For repeating patterns 4 and 5. Be sure to do all 10 repeating addition questions.
3. Keep your work in a safe spot as you will need it again later this week.

Joke of the Day:

Why did the teddy bear say no to dessert?
Because she was stuffed.



International Day of Pink:

This is a day of action for communities across the world to remain united in celebrating diversity while raising greater awareness in stopping all forms of bullying!

Wear pink today and take a photo and send it to me! I want to see your pink.



Have a great day everyone!

Mrs. Haidner

