

# "Haidner Happenings"

Daily Newsletter

Mrs. Haidner's Contact Information:

Email: [khaidner@scdsb.on.ca](mailto:khaidner@scdsb.on.ca)

Remind Code @297f6k4

Class Blog: [kjhaidner.edublogs.org](http://kjhaidner.edublogs.org)



Look what  
Summer found!

Thursday April 30, 2020.

## Alphabet Exercise

[www.TheOTtoolbox.com](http://www.TheOTtoolbox.com)



Today I challenge you to either spell your spelling words or your name using the alphabet exercise chart. Have an awesome Thursday friends!

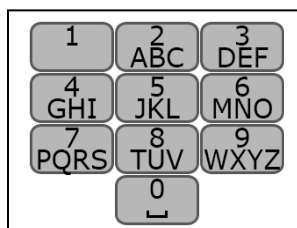


## My Weekly Spelling Word List

Group A	Group B	Group C
1. dip 2. rip 3. tip 4. zip 5. chip 6. flip 7. skip 8. ship	9. place 10. make 11. making 12. help 13. here 14. want 15. nice 16. to 17. two 18. into	1. birthday 2. people 3. present 4. candle 5. cake 6. children 7. gifts 8. party 9. game 10. bring

Spelling Choice Activities: Pick two activities to complete at home today.

1. **Batter Up!** Write a spelling word on your paper. Then, practice swinging your invisible bat for every letter in the word – hit a home run and call out the word. Repeat for all of your words.
2. **How Long Is It?** Count the numbers of letters in each spelling word. Then write your words in order from the least numbers to the greatest (by, lit, ride, night...)
3. **Alphabetical (ABC) Order:** Write you spelling words in ABC order.
4. **Story Time:** Write a spooky story using your spelling words. Be sure to include interesting details and underline your spelling words in the story.
5. **Colourful Words:** Write each spelling word with a pencil. Then, use the purple for consonants and orange for vowels.
6. **Add It Up:** Add the letters in each of your spelling words to find the total. Consonants = 6 and vowels = 2. Example: friend – 6+6+2+2+6+6 = 28
7. **Typed List:** Use a computer to type your spelling words. Feel free to use different fonts, sizes or colours for each word – How fun!
8. **Practice Test:** Ask an adult at home to quiz you on your spelling words. If you misspell a word, write it correctly **THREE** more times.
9. **Telephone:** Use the numbers on the telephone keypad to add the letters in each of your spelling words. Example: talk – 7+2+5+5 = 19



# Math, Math, Math!

## Draw It

Name: \_\_\_\_\_

Draw pictures to represent the division sentences.

a)  $12 \div 3 =$

b)  $16 \div 4 =$

c)  $20 \div 5 =$

d)  $10 \div 2 =$

e)  $8 \div 4 =$

f)  $21 \div 7 =$

# Division Facts

Name: \_\_\_\_\_

Use any of the strategies you have learned to solve the problems.

$$\begin{array}{r} 10 \\ \div 2 \\ \hline \end{array}$$

$$\begin{array}{r} 8 \\ \div 4 \\ \hline \end{array}$$

$$\begin{array}{r} 12 \\ \div 3 \\ \hline \end{array}$$

$$\begin{array}{r} 4 \\ \div 2 \\ \hline \end{array}$$

$$\begin{array}{r} 9 \\ \div 3 \\ \hline \end{array}$$

$$\begin{array}{r} 7 \\ \div 1 \\ \hline \end{array}$$

$$\begin{array}{r} 6 \\ \div 6 \\ \hline \end{array}$$

$$\begin{array}{r} 10 \\ \div 5 \\ \hline \end{array}$$

$$\begin{array}{r} 6 \\ \div 2 \\ \hline \end{array}$$

$$\begin{array}{r} 12 \\ \div 4 \\ \hline \end{array}$$

$$\begin{array}{r} 6 \\ \div 3 \\ \hline \end{array}$$

$$\begin{array}{r} 15 \\ \div 5 \\ \hline \end{array}$$

$$\begin{array}{r} 4 \\ \div 1 \\ \hline \end{array}$$

$$\begin{array}{r} 2 \\ \div 2 \\ \hline \end{array}$$

$$\begin{array}{r} 16 \\ \div 4 \\ \hline \end{array}$$

# Social Studies/Science – Ms. Forrest

## Explore with Ms. Forrest

Email: [rforrest@scdsb.on.ca](mailto:rforrest@scdsb.on.ca)

### Social Studies Task

**We are learning about our basic human needs.**


Look at the pictures below. What things do you need to survive?



water



ice cream



food



candy





clothing



a place to live

Can you think of some other things that you need? Make list.



Have a **Thoughtful Thursday** everyone!

From: Mrs. Haidner

