

"Haidner Happenings"


Daily Newsletter

Mrs. Haidner's Contact Information:

Email: khaidner@scdsb.on.ca

Remind Code @297f6k4

Class Blog: kjhaidner.edublogs.org



Wednesday April 29, 2020.

Wednesday Family Challenge.

$$\text{Caterpillar} + \text{Caterpillar} + \text{Caterpillar} = 21$$

$$\text{Clock} + \text{Clock} + \text{Caterpillar} = 19$$

$$\text{Flower} + \text{Clock} + \text{Caterpillar} = 15$$

$$\text{Caterpillar} + \text{Flower} \times \text{Clock} = ?$$




Hi Grade 2 Families!

I saw this math challenge and I thought of all my math students who love challenges! That includes all of you! You might want to pull out some counters to help you solve this math problem. Make sure you **look** at all the pictures closely! You might answer this quickly.

Have an excellent day friends! Mrs. Haidner

Daily Language Review: Answer and find all the mistakes!

Daily Language Review
Name: _____

Wednesday 

What will you need?

For the baseball game

1. glove hat sled skates ball

For the bike hike

2. helmet yo-yo water bottle bike pump

Write the opposite.

3. black _____

Fix the sentence.

4. mrs tang made chocolate chip sugar and peanut-butter cookies

Daily Website Review:

Don't forget to look at Mrs. Haidner's Blog (kjhaidner.edublogs.org)

Dance Mat Typing

<https://www.bbc.co.uk/bitesize/topics/zf2f9j6/articles/z3c6tfr>



Here is a different typing program that you might want to explore.

Joke of the Day:

Q - Why did Cinderella get kicked off the baseball team?

A - She always ran away from the ball.



Reading:

Remember that each day your goal is to read for a minimum of 15 minutes a day. Record your reading on your reading log or on a piece of paper.

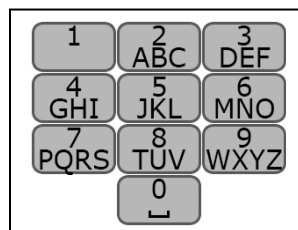


My Weekly Spelling Word List

Group A	Group B	Group C
1. dip	1. place	1. birthday
2. rip	2. make	2. people
3. tip	3. making	3. present
4. zip	4. help	4. candle
5. chip	5. here	5. cake
6. flip	6. want	6. children
7. skip	7. nice	7. gifts
8. ship	8. to	8. party
	9. two	9. game
	10. into	10. bring

Spelling Choice Activities: Pick two activities to complete at home today.

1. **Batter Up!** Write a spelling word on your paper. Then, practice swinging your invisible bat for every letter in the word – hit a home run and call out the word. Repeat for all of your words.
2. **How Long Is It?** Count the numbers of letters in each spelling word. Then write your words in order from the least numbers to the greatest (by, lit, ride, night...)
3. **Alphabetical (ABC) Order:** Write you spelling words in ABC order.
4. **Story Time:** Write a spooky story using your spelling words. Be sure to include interesting details and underline your spelling words in the story.
5. **Colourful Words:** Write each spelling word with a pencil. Then, use the purple for consonants and orange for vowels.
6. **Add It Up:** Add the letters in each of your spelling words to find the total. Consonants = 6 and vowels = 2. Example: friend – 6+6+2+2+6+6 = 28
7. **Typed List:** Use a computer to type your spelling words. Feel free to use different fonts, sizes or colours for each word – How fun!
8. **Practice Test:** Ask an adult at home to quiz you on your spelling words. If you misspell a word, write it correctly **THREE** more times.
9. **Telephone:** Use the numbers on the telephone keypad to add the letters in each of your spelling words. Example: talk – 7+2+5+5 = 19



Math: Division – Today you will be dividing objects into equal groups.


Below it asks you to write a division sentence.

1. First you will count all the objects. Let's look at #1. How many bees are there altogether?
2. Then it asks for a number of equal groups. How many equal groups can you make? You might need to try a few different numbers. For example, could there be 4, 3 or 2 equal groups created?
3. Then you need to determine how many bees are in each equal group.
4. If you are having difficulties, you might want to re-watch yesterday's Youtube video to remind you how to divide.

Dividing Equally #1


Name: _____

Divide each set of objects into equal groups. Write a division sentence.

1. 


_____ ÷ _____ = _____

Total Number of Objects Number of Equal Groups

2. 


_____ ÷ _____ = _____

Total Number of Objects Number of Equal Groups

3. 

_____ ÷ _____ = _____

Total Number of Objects Number of Equal Groups

4. 

_____ ÷ _____ = _____

Total Number of Objects Number of Equal Groups

Explore with Ms. Forrest

Email: rforrest@scdsb.on.ca

Science Task

We are learning about animal adaptations.

You are a zoologist who has just discovered a new animal species. As every good scientist does, you will document your exciting findings. Set up an interview with a member of your family, and get them to ask you the following questions about your animal:

- What is your animal's name?
- What does your animal look like?
- Where does your animal live?
- What does your animal eat?
- What adaptations does your animal have that help it survive?




You can also write down the answers to these questions, and share them with a family member later. Make sure to include a picture of your animal.



Shhh!

He's sleeping.

Grade 2 Photos



Have a "Wonderful Wednesday" everyone!

