

"Haidner Happenings"


Daily Newsletter

Mrs. Haidner's Contact Information:

Email: khaidner@scdsb.on.ca

Remind Code @297f6k4


Class Blog: kjhaidner.edublogs.org



Wyatt created a boat out of recycled materials and sailed it down the ditch in front of his house.

Tuesday April 28, 2020.

Tuesday Morning Message: Good morning grade 2's!



Gerome and Pierre made another singing appearance this past weekend. I am attaching the YouTube link so you can watch what they did. As you all know, I sing in a choir at church. We have been learning how to record music from our houses. It is pretty crazy. When I record my music part, I put on my ear phones and listen to the music from my phone and then set up my iPad to record my voice while I listen. Then, I send my recording to my choir director and he takes all the recordings and makes it into one recording. When he is finished making the recording, he sends it back to me so Gerome and Pierre can sing to the music too. Isn't that cool? I hope you enjoy their performance.


<https://www.youtube.com/watch?v=E9OfLWYQ7Gw>

I hope you have an awesome day...even though it is raining this morning.

Mrs. Haidner

Daily Language Review: Answer and find all the mistakes!

Daily Language Review
Name: _____

Tuesday 

Find the sentences.

- The little bird built a nest. Standing on the branch.
- Two little blue eggs. The bird chirped happily.

Real or make-believe?

- The cat climbed the tree, trying to catch the bird.
real make-believe

Fix the sentence.

- whin wil you go two seans house

86

Daily Website Review:

Don't forget to look at Mrs. Haidner's Blog (kjhaidner.edublogs.org)

Math Playground

<https://www.mathplayground.com/>

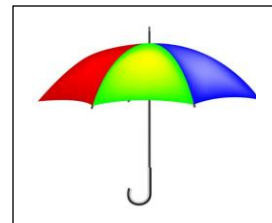
Try this math website!



Joke of the Day:


Q - What goes up when the rain goes down?

A - Umbrellas



Reading:

Remember that each day your goal is to read for a minimum of 15 minutes a day. Record your reading on your reading log or on a piece of paper.



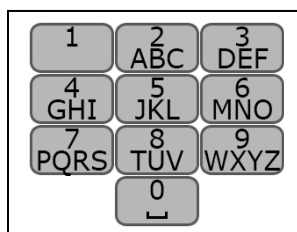
My Weekly Spelling Word List

Group A	Group B	Group C
1. dip	9. place	1. birthday
2. rip	10. make	2. people
3. tip	11. making	3. present
4. zip	12. help	4. candle
5. chip	13. here	5. cake
6. flip	14. want	6. children
7. skip	15. nice	7. gifts
8. ship	16. to	8. party
	17. two	9. game
	18. into	10. bring

Spelling Choice Activities:

Pick two activities to complete at home today.

1. **Batter Up!** Write a spelling word on your paper. Then, practice swinging your invisible bat for every letter in the word – hit a home run and call out the word. Repeat for all of your words.
2. **How Long Is It?** Count the numbers of letters in each spelling word. Then write your words in order from the least numbers to the greatest (by, lit, ride, night...)
3. **Alphabetical (ABC) Order:** Write you spelling words in ABC order.
4. **Story Time:** Write a spooky story using your spelling words. Be sure to include interesting details and underline your spelling words in the story.
5. **Colourful Words:** Write each spelling word with a pencil. Then, use the purple for consonants and orange for vowels.
6. **Add It Up:** Add the letters in each of your spelling words to find the total. Consonants = 6 and vowels = 2. Example: friend – 6+6+2+2+6+6 = 28
7. **Typed List:** Use a computer to type your spelling words. Feel free to use different fonts, sizes or colours for each word – How fun!
8. **Practice Test:** Ask an adult at home to quiz you on your spelling words. If you misspell a word, write it correctly **THREE** more times.
9. **Telephone:** Use the numbers on the telephone keypad to add the letters in each of your spelling words. Example: talk – 7+2+5+5 = 19



Math, Math, Math!

Introduction to Division.

Video: Division for Kids / Basic Math Learning

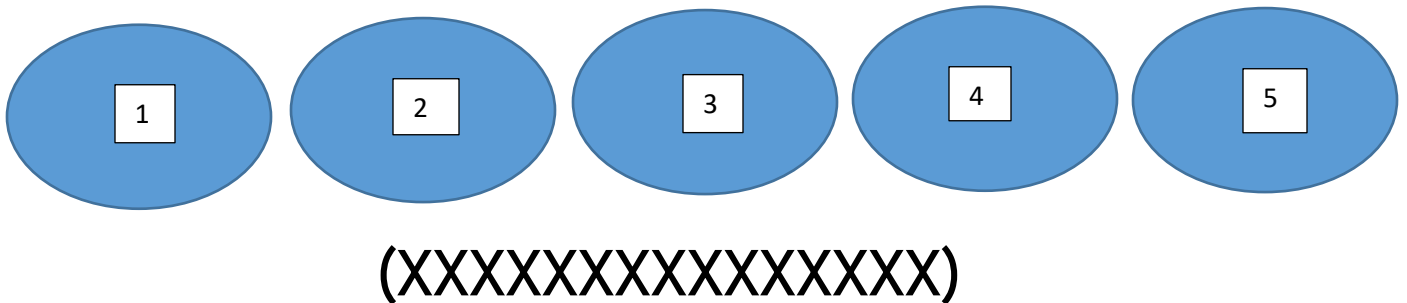
https://www.youtube.com/watch?v=rGMecZ_aERo&t=113s

Today's math activity is watching the YouTube video link above. It is an introduction to division. We will be talking about how we break a large group of items into smaller groups.

After you watch the video, I would like you to gather 15 similar items (buttons, toy cars, pasta...) and I'd like you to split your 15 items into 5 groups. How many items would be in each group?

Look at my example

1. There are 5 blue circles or groups.
2. There are 15 X's below the blue circles.
3. If I was to divide the X's up **equally** into each of the blue circles, how many X's would there be in each blue circle?



There are 15 X's

There would be _____ X's in each circle.

Prodigy: Online Math Activity

Prodigy Link: <https://sso.prodigygame.com/game/start>

A couple weeks ago I sent your parents an email with a link to the prodigy math website with your Prodigy username and password. Today I am assigning a Prodigy math assignment. If you cannot access the internet, do not worry. This is a trial to see if you are able to login to the website and complete the task. The assignment will close on Friday night. Therefore, you don't have to complete it today. I will be able to see who can access the program. Have fun with it!

Explore with Ms. Forrest

Email: rforrest@scdsb.on.ca

Social Studies Task

We are learning about landforms.




Banff Alberta



Halifax Nova Scotia

Look at the two pictures above. What landforms can you identify from each community? Make a t-chart. Think of activities you could do, if you lived in each community.

Art Activity:



Mrs. Stableforth, Mrs. Davies and Mrs. Owens wanted to say hi and let you all know that they are thinking about you all.

Mrs. Stableforth suggested this art activity this week. She really enjoys making paint foil prints. Have fun!

Foil Painting Mono Print

Using a sheet of foil, paint a design with a small paint brush or a Qtip. Once the image has been painted, place a sheet of blank paper over the foil and lightly press the surface. Carefully peel off the paper and check out the print.

Multiple prints can be made changing up the paint colours and design.

Have a **Tip Top Tuesday** everyone!

From: Mrs. Haidner

