

"Haidner Happenings"

Daily Newsletter

Mrs. Haidner's Contact Information:

Email: khaidner@scdsb.on.ca

Remind Code @297f6k4

Class Blog: kjhaidner.edublogs.org

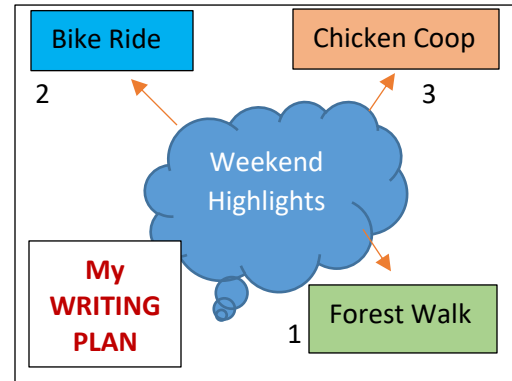


Monday April 27, 2020.

Did you notice that I planned my writing? I'd like you to try doing that too!

Mrs. Haidner's Journal:

This weekend I had a great weekend. It was really busy. Pete, Abby and I spent the weekend enjoying the outdoors.




On Saturday morning, after we had breakfast, we went for a long walk in our forest. We were looking at the trees and looking for different signs of spring. We saw a big nest up in one of the trees. It looked like a hawk's nest, but we were not sure. We will hopefully figure it out soon. We also saw some green plants trying to grow. We found some leeks and trilliums popping up through the ground. Leeks are like onions. I can't wait for it to be warmer and the bush come alive with new growth.

After we finished our walk in the forest, we got on our bikes and went for a ride down our road and back again. We made sure we wore our helmets because we want to make sure we are being safe. We live at the top of a hill. It was so fun when we rode down the hill. I was going fast. But when we turned around it was harder to bike back up the hill. It was a lot of work, but it was really fun.

On Sunday, I had to clean the chicken coop. Sometimes we have to do chores that we don't really enjoy doing. It is important that we keep the coop clean and in good shape for the hens. If they are not happy then they won't lay their eggs. So, I cleaned out all the straw and wood shavings and then put new bedding down for them. They were very happy and so was I when I was done! We had a great weekend!

Daily Language Review: Answer and find all the mistakes!

Daily Language Review
Name: _____

Monday 

Which word is spelled correctly?

1. cud cood could cude

2. fahther fathur father fother

Make two words in the -ice family.

3. _____ ice _____ ice

Fix the sentence.

4. i have red yellow and blue paint

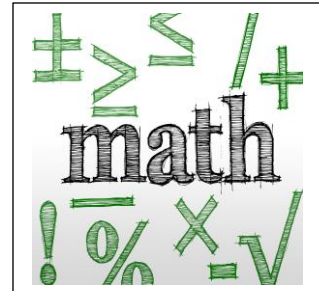
Daily Website Review:

Don't forget to look at Mrs. Haidner's Blog (kjhaidner.edublogs.org)

Pearson Math Tools

<https://media.pk12ls.com/curriculum/math/Tools/index.html>

Explore this site. When working at home on math questions
Your child might find these manipulatives helpful.



Joke of the Day:

Can you guess who is jumping on the trampoline?


Q - What season is it best to go on a trampoline?

A - Spring time



Reading:

Remember that each day your goal is to read for a minimum of 15 minutes a day. Record your reading on your reading log or on a piece of paper. I can't wait to see what you have been reading.



My Weekly Spelling Word List

Group A	Group B	Group C
1. dip	1. place	1. birthday
2. rip	2. make	2. people
3. tip	3. making	3. present
4. zip	4. help	4. candle
5. chip	5. here	5. cake
6. flip	6. want	6. children
7. skip	7. nice	7. gifts
8. ship	8. to	8. party
	9. two	9. game
	10. into	10. bring

Spelling Task:

1. Write your words spelling words three times into your agenda or on a piece of paper.

Journal Writing:

Today I would like you to write a journal about your weekend. Before you start I would like you to re-read my journal that I wrote. Before I started writing my journal, I made a writing plan. You can see it in the box beside my journal. First, I would like you to make a plan like mine and then write about your weekend using your writing plan. Please follow the example that I gave you today. Below you find the learning goal and success criteria in red. Make sure you read all that information, because when I read your journal I want to see all those things. You can do this! I believe in you.

Journal Learning Goal (LG): Today we will be learning about making plans before we write.

Success Criteria (SC): I will be successful if I...

- Write a date at the top of my journal
- Add a title (My Weekend Report)
- Create a plan for my journal writing (look at Mrs. Haidner's plan)
- Write about 2 or 3 things I did this weekend. (Your writing doesn't have to be as long as Mrs. Haidner's.)
- Use details in my sentences so Mrs. Haidner can visualize what I am saying.


Ready, Set...Write!




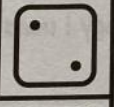
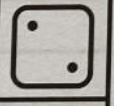









Math, Math, Math! Dice Game – You don't have shakers at home, so just roll your dice.

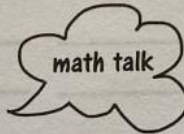
MULTIPLYING SHAKERS

- LEVEL:** Grade 2 and up
- SKILL:** multiplying products to 36
- SET UP:** vertical or horizontal, 1 die in each slot, 1 shaker per student
- PLAYERS:** 2 (cooperative pair)
- GOAL:** multiply to 36 with fluency

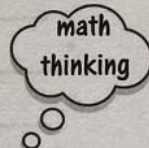
GETTING STARTED:

Each student needs their own shaker. Have partners shake their containers until  called. Containers are then lined up to create multiplication sentences.

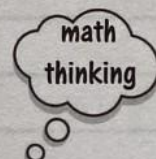
Partner One	SEE	Partner Two	SAY
	X		"4 X 2 = 8"
	X		"2 X 2 = 4"
	X		"2 X 5 = 10"
	X		"5 X 4 = 20"
	X		"1 X 6 = 6"
	X		"6 X 2 = 12"
	X		"2 X 1 = 2"



Have students say the multiplication sentences together as they work down the slots. As students mature, have them verbalize "4 x 2 = 8 and 2 x 4 also = 8".



COMMUTATIVE PROPERTY



"7 math sentences. No products were the same. All were even products"

Song of the Week:

Make A Difference





https://musicplayonline.com/?s=differenceday1&meter_stat=

You will need to copy the above link into your internet browser to

Listen and learn this song. We will be singing this as a class when we get back to school.



Spring Outdoor Time




Explore with Ms. Forrest

Email: rforrest@scdsb.on.ca

Science Task

We are learning about animal adaptations.

Can you identify what animal these feet belong to?



Read [What Do you Do With a Tail Like This?](#). After reading the book, choose one of the animals that you read about and create a poster about your animal's adaptations (special features). On the back of your poster, write 1-2 sentences about how your animal's adaptations help it to survive. For example "Woodpeckers have strong, sharp beaks for drilling holes in trees."

*If you are unable to read the book, choose any animal to create a poster for.

Have a **Marvelous Monday** everyone!

From: Mrs. Haidner

