

# "Haidner Happenings"

April 23, 2020 - Daily Report

Mrs. Haidner's Contact Information:

Email: [khaidner@scdsb.on.ca](mailto:khaidner@scdsb.on.ca)

Remind Code @297f6k4

Class Blog: [kjhaidner.edublogs.org](http://kjhaidner.edublogs.org)



Good Thursday morning Grade 2's!

Tomorrow is green bin and recycling box day In New Lowell. Today, I want you to help your mom or dad sort and get the recycling and green bin ready for pick up tomorrow morning. We all need to help look after the Earth and environment. Helping your family each week with recycling and green bin pick up will help you develop a good environmental habit. If you can take a picture and send it to me, that would be wonderful.



Reduce, Reuse, Recycle

Reduce, Reuse, Recycle

Recycle, Recycle

Reduce, Reuse, Recycle

It's easy to do!

Because your trash and my trash  
Make up too much trash.

Reduce, Reuse, Recycle

It's easy to do!

© Mini Mountain Learning

## My Weekly Spelling Word List

| Group A  | Group B    | Group C   |
|----------|------------|-----------|
| 1. late  | 1. some    | 1. stick  |
| 2. gave  | 2. come    | 2. trick  |
| 3. cone  | 3. home    | 3. back   |
| 4. line  | 4. fun     | 4. zoo    |
| 5. feet  | 5. funny   | 5. root   |
| 6. jeep  | 6. run     | 6. quick  |
| 7. snake | 7. running | 7. look   |
| 8. use   | 8. ran     | 8. looked |
|          | 9. us      | 9. pack   |
|          | 10. use    | 10. cook  |

### Spelling Activity Choices:

Select one spelling activity today and ask a family member to give you a practice quiz.

#### **Spelling Activity Choices:**

1. **Chalk Talk:** Write your spelling words outside using sidewalk chalk.
2. **Hidden Picture:** Draw and colour an outdoor scene. Remember to add great details and lots of colour. Then, hide your spelling words somewhere inside the picture.
3. **Fish Words:** Draw a fish for each of your spelling words. Write one spelling word inside each fish. Then, colour your fish.
4. **Earth Day Story:** Write an Earth Day story using your spelling words. Be sure to include interesting details and underline your spelling words in the story.
5. **Jumping Jacks!** Write a spelling word on your paper. Then, complete one jumping jack for every letter in the word and one more to say the word. Repeat for all of your spelling words.
6. **Speed Writing:** Write your spelling words as many times as you can in **10 MINUTES!** Ask an adult at home to help you keep track of time.
7. **Bubble Letters:** Write each of your spelling words two times using **Bubble Letters**.
8. **3 Times Each:** Write each of your spelling words three times each. Then, circle all of the vowels.
9. **Practice Test:** Ask an adult at home to quiz you on your spelling words. If you misspell a word, write it correctly three more times.

### Grade 2 Thinking Question:

Today I want you to talk about good oral hygiene with a family member.

That includes proper brushing techniques and flossing. We have to remember to take good care of our teeth!



## Web Site of the Day:

Don't forget to visit ([kjhaidner.edublogs.org](http://kjhaidner.edublogs.org))

## Amazing Space

<http://amazingspace.org/>



Explore and have fun with these educational websites today.

Use counters to show the solution. #2

I have 5 groups of apples.  
There are 2 apples in each  
group. How many apples do I  
have altogether?



When solving a math word problem, read the problem completely first. Then identify what you are being asked. Remember to use numbers, pictures and words when solving a problem.

## Math Word Problem:


Today are you adding, subtracting or multiplying

When answering this question?

## Joke of the Day:


Q - What's the biggest moth in the world?

A - A mammoth!



# Daily Language Review (DLR)

**Daily Language Review**  
Name: \_\_\_\_\_

**Thursday** 

**Which word is spelled correctly?**

1. muther          moher          mather          mother  
2. white          wheyet          wite          yiite

**What is happening?**

3. Mom squeezed the lemons and added sugar. Then she poured in water and stirred. Mom is...  
making lemonade. **OR** fixing a salad.

**Fix the sentence.**

4. dad founded moms letter on the table

\_\_\_\_\_

## Outdoor Activities: Different types of tree limbs.



The picture to the left is a diagram with many different types of tree limbs and spring tree buds. Can you find any of these trees and buds in your yard or by your house? What is the bud found in the picture to the right?



# Draw Equal Groups

Name: \_\_\_\_\_

Draw equal groups of objects to represent each multiplication sentence. Solve.

|                   |                   |
|-------------------|-------------------|
| a) $1 \times 5 =$ | b) $2 \times 4 =$ |
| c) $3 \times 3 =$ | d) $3 \times 2 =$ |
| e) $4 \times 4 =$ | f) $5 \times 2 =$ |
| g) $2 \times 6 =$ | h) $3 \times 5 =$ |

## Social Studies Task - Ms. Forrest

### Landforms

We are learning about landforms. Take a look outside. What do you see? Do you see any types of landforms? Which ones? Draw a picture of the type of landform you see. After you have drawn your picture, think about the following question:

- How was your landform created?

Here are some examples of landforms.





# Earth Day Photos

Look What I found on my Earth day walk.




We found a nest!



Blue eggs....








Forest Plants



Calla & Mrs. Haidner

## Grade 2 Earth Day Photos



Have a **Terrific Thursday** everyone!

From: Mrs. Haidner