

"Haidner Happenings"

April 22, 2020 – Daily Newsletter

Mrs. Haidner's Contact Information:

Email: khaidner@scdsb.on.ca

Remind Code @297f6k4

Class Blog: kjhaidner.edublogs.org



Happy EARTH DAY Grade 2's!


Earth Day Video: A Whale's Tale – Hope Works



<https://www.youtube.com/watch?v=xFPoIU5iiYQ>

In this movie there are no words, but there is an important message. Please watch and think about what the author wants us to think about.

1. What is this short video about?
2. What can we do to help the problem?



My Weekly Spelling Word List

Group A	Group B	Group C
1. late	1. some	1. stick
2. gave	2. come	2. trick
3. cone	3. home	3. back
4. line	4. fun	4. zoo
5. feet	5. funny	5. root
6. jeep	6. run	6. quick
7. snake	7. running	7. look
8. use	8. ran	8. looked
	9. us	9. pack
	10. use	10. cook

Spelling Activity Choices:

Today, select two different spelling activities and have fun completing your tasks.

Spelling Activity Choices:

1. **Chalk Talk:** Write your spelling words outside using sidewalk chalk.
2. **Hidden Picture:** Draw and colour an outdoor scene. Remember to add great details and lots of colour. Then, hide your spelling words somewhere inside the picture.
3. **Fish Words:** Draw a fish for each of your spelling words. Write one spelling word inside each fish. Then, colour your fish.
4. **Earth Day Story:** Write an Earth Day story using your spelling words. Be sure to include interesting details and underline your spelling words in the story.
5. **Jumping Jacks!** Write a spelling word on your paper. Then, complete one jumping jack for every letter in the word and one more to say the word. Repeat for all of your spelling words.
6. **Speed Writing:** Write your spelling words as many times as you can in **10 MINUTES!** Ask an adult at home to help you keep track of time.
7. **Bubble Letters:** Write each of your spelling words two times using **Bubble Letters**.
8. **3 Times Each:** Write each of your spelling words three times each. Then, circle all of the vowels.
9. **Practice Test:** Ask an adult at home to quiz you on your spelling words. If you misspell a word, write it correctly three more times.

Grade 2 Daily Thinking Question:

How many addition equations can you make that equals 36 (e.g. $20 + 16 = 36$, $18 + 18 = 36$)



Web Site of the Day:

Don't forget to visit (kjhaidner.edublogs.org)

PBS Kids

<https://pbskids.org/games/>



Explore and have fun with these educational websites today.

Use counters to show the solution. #1

I have 4 groups of muffins.
There are 3 muffins in each
group. How many muffins do
I have altogether?



Math Word Problem:

Today, are you adding, subtracting or multiplying when answering this question?

When solving a math word problem, read the problem completely first. Then identify what you are being asked. Remember to use numbers, pictures and words when solving a problem.

Joke of the Day:

Q - What did the little tree say to the big tree?

A - Leaf me alone!



Equal Groups

Name: _____

Make and circle equal groups in each set of objects and write the multiplication sentence.

a) $\begin{array}{cccc} X & X & X & X \\ X & X & X & X \\ X & X & X & X \end{array}$ _____ groups \times _____ in each group = _____

b) $\begin{array}{cccccc} X & X & X & X & X \\ X & X & X & X & X \\ X & X & X & X & X \\ X & X & X & X & X \end{array}$ _____ groups \times _____ in each group = _____

c) $\begin{array}{ccc} \bigcirc & \bigcirc & \bigcirc \\ \bigcirc & \bigcirc & \bigcirc \\ \bigcirc & \bigcirc & \bigcirc \end{array}$ _____ groups \times _____ in each group = _____

d) $\begin{array}{cccc} \bigcirc & \bigcirc & \bigcirc & \bigcirc \\ \bigcirc & \bigcirc & \bigcirc & \bigcirc \\ \bigcirc & \bigcirc & \bigcirc & \bigcirc \\ \bigcirc & \bigcirc & \bigcirc & \bigcirc \end{array}$ _____ groups \times _____ in each group = _____

e) $\begin{array}{cccccc} X & X & X & X & X & X \\ X & X & X & X & X & X \\ X & X & X & X & X & X \\ X & X & X & X & X & X \\ X & X & X & X & X & X \end{array}$ _____ groups \times _____ in each group = _____

Earth Day - April 22nd

Circle all of the hidden words. When you have found them all, the uncircled letters will spell out a secret message from a famous conservationist.



RECYCLE
REDUCE
RESOURCES
REUSE
SMOG
TRASH
TREES
WASTE
WATER
WILDLIFE

AIR
APRIL
CLEAN
COMPOST
CONSERVATION
ENERGY
ENVIRONMENT
EXTINCTION

FOREST
GLOBAL
LAND
LITTER
OCEAN
OZONE
PEOPLE
PLANET



Science Task – Ms. Forrest

Animal Adaptations

Watch [Seasonal Change](#). After you watch the video, think about the following question:

- What are some adaptations (special features) that a polar bear has that allows it to walk around a snowy environment?

If you are unable to watch the video, think about all of the things that you already know about polar bears. Draw a picture of a polar bear. Make sure you include all of the adaptations (Think about size, claws, hair, grip)

Check out more videos from the [Toronto Zoo](#).

Look! The polar bear cubs are staying home too!









Earth Day Song:

Enjoy listening to this reflection song about our Earth.

<https://www.youtube.com/watch?v=Gp1Qw1oHs0g>



Environmental Art: Our class made these environmental art pieces last fall. I wanted to highlight some of our creations! I am excited to see what you create this week!



Have a **Worldly Wednesday** everyone!

