

# “Haidner Happenings”

April 16, 2020 – Daily Report

Mrs. Haidner's Contact Information:

Email: [khaidner@scdsb.on.ca](mailto:khaidner@scdsb.on.ca)

Remind Code @297f6k4


Class Blog: [kjhaidner.edublogs.org](http://kjhaidner.edublogs.org)



**Bentley Cooking**

Happy Thursday!

Hi everyone. Who has been cooking and baking at home? Today I wanted to share some baking photos with you. Many of you have been sending in photos of you making so many delicious looking treats, beets or meals! Since we have been at home I have been baking up a storm here at the farm. Pete, Abby and Calla are loving the amazing smells and delicious food we have been eating. Today I made tea biscuits. Here are some photos. When you are baking, take a photo and share it. If you send me the recipe I will try to make it! Summer, the banana chocolate chip loaf was amazing!



Mrs. Haidner measuring all the ingredients.  
Measurement is math!

Have a great day!



Combining ingredients is science! Baking creations makes food to eat. Eating your baking makes you proud of what you have done!

## My Weekly Spelling Word List:


Each student knows which spelling group they are in. Below is a list of spelling words for this week. Parents, on Friday I will ask you to give your child a wee spelling quiz.

Group A	Group B	Group C
1. go	1. no	1. trip
2. so	2. go	2. tree
3. no	3. going	3. say
4. do	4. most	4. said
5. you	5. kind	5. hop
6. home	6. find	6. train
7. note	7. gave	7. number
8. Robe	8. so	8. stop
	9. do	9. stopped
	10. doing	10. one

## SPELLING, SPELLING, SPELLING!!!

### Weekly Spelling Challenge:

- Dear Teacher:** Write a letter to your teacher using your spelling words. Be sure to use spaces in between your words AND underline your spelling words.
- Rainbow Words:** Write each spelling word with a pencil. Then, using different colours, trace the word.
- Apple Words:** Draw an apple for each of your spelling words. Write one spelling word inside each apple. Then colour your apples.
- Add It Up:** Add the letters in each of your spelling words to find the total. Use the numbers below:  
(Consonants = 5) and (vowels = 1)  
Example: Whale  
Whale = 5 + 5 + 1 + 5 + 1 = 17
- Opposite Hand:** Write your spelling words with your opposite hand, the one you usually don't write with.
- Practice Test:** Ask an adult at home to quiz you on your spelling words. If you misspell a word, write it correctly three more times.
- Alphabetical Order:** Write all your words in alphabetical order.
- Vowel and Consonants:** Write the consonants in blue and the vowels in red for each word.



### Spelling Activity:

Today select at least **one** of the possible spelling activities below and complete the task. Please do not repeat an activity. Then have someone give you a practice quiz for tomorrow!

## Web Site of the Day:

Don't forget to visit ([kjhaidner.edublogs.org](http://kjhaidner.edublogs.org))

## Typing Club

<https://www.typingclub.com/>

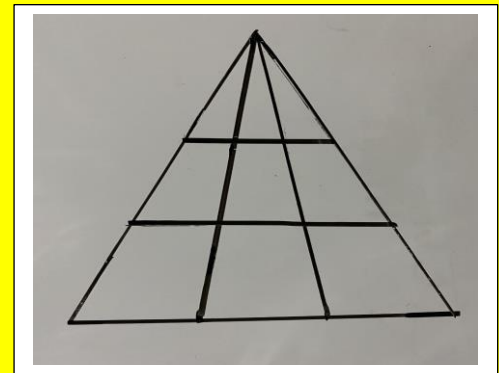
Explore and have fun with this website today.



## Math Challenge

Yesterday I gave you and your family this Math challenge. In this photo, there are 18 triangles! Below is the link to the answer. I hope you had fun!

Triangle

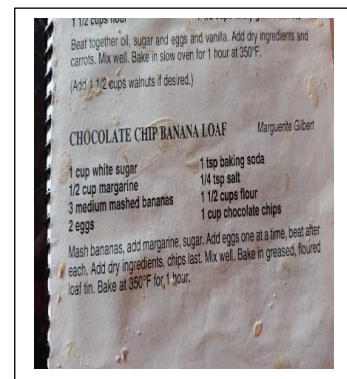


<https://mindyourdecisions.com/blog/2018/04/10/bollywood-loves-this-math-problem-how-many-triangles-are-there/>

## Baking at home and making yummy treats!



Summer baked a banana chocolate chip loaf at home!



## Joke of the Day:


Q: When is an apple a grouch?

A: When it is a crab apple.



## Daily Language Review (DLR)

**Daily Language Review**  
Name: \_\_\_\_\_

**Thursday** 

**Choose the best word.**

1. A snail is \_\_\_\_\_ than a ladybug.  
bigger    biggest

2. My pillow is the \_\_\_\_\_ thing in my room.  
softer    softest

**Yes or no?**

3. The hamster lives in a cage.      yes      no

**Fix the sentence.**

4. fred brung his bat to schul

\_\_\_\_\_

Each day we complete a DLR at school. Some students have emailed me asking for this. Have fun answering the questions and look for all the mistakes. Enjoy!

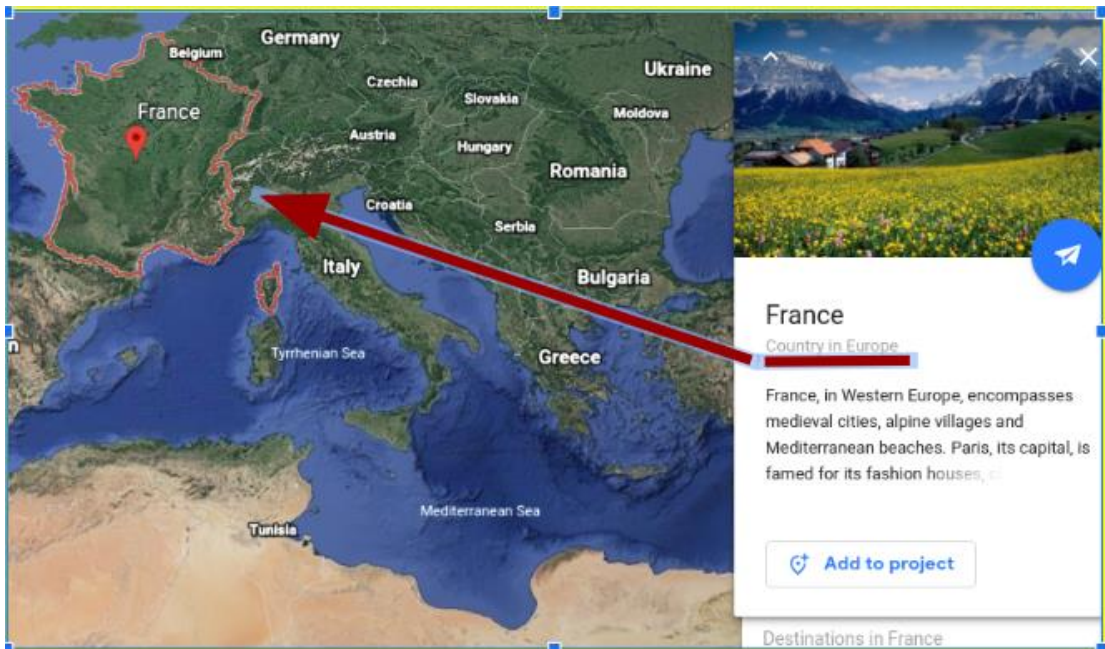
# Explore with Ms. Forrest

Email: [rforrest@scdsb.on.ca](mailto:rforrest@scdsb.on.ca)

## Social Studies Task

### Google Earth

Explore [Google Earth](#). You can zoom in to have a closer look. What countries can you find? When you see a name, click on it. A box will appear giving you more information about that place. Choose one country. Make sure that when you click on it, it says country, and not city or state.



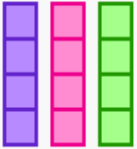



What country did you choose? What continent does your country belong to? I chose **France** and it belongs in **Europe**.

If you don't have a device, or your internet is testing your patience, think about some of the countries that we have already looked at in class. How many can you remember? Make a list. Do you remember what continent they belong to? Do you remember how to say 'hello'. Greet the rest of your family in your new language.



Last week we started talking about repeating addition. Today we are going to continue adding repeating numbers, making repeating pictures and making the connection to multiplication! Look at the example below.

$3 \times 3$		$3 + 3 + 3 = 9$ $3 \times 3 = 9$
$2 \times 4$		$2 + 2 + 2 + 2 = 8$ $2 \times 4 = 8$
$4 \times 3$		$4 + 4 + 4 = 12$ $4 \times 3 = 12$
$5 \times 4$		$5 + 5 + 5 = 20$ $5 \times 4 = 20$

For example:  $2 + 2 + 2 + 2 + 2$

Here 2 is repeated 5 times, we can write this addition as  $5 \times 2$ .

Similarly, to solve a multiplication problem through repeated addition, we repetitively group and add the same number again and again to find the answer.

Above are a few examples of repeated addition and multiplication.

## Math Continued:

Using the same format as in the above example, answer the following questions.

1.  $3+3+3=$
2.  $4 \times 3 =$
3.  $2+2+2+2+2+2=$
4.  $5 \times 5 =$
5.  $6+6+6=$
6.  $2 \times 2 =$
7.  $1+1+1+1+1+1+1=$
8.  $3 \times 5 =$
9.  $9+9=$
10.  $3 \times 8 =$

Good luck! If you your child is struggling, change all the questions to repeated addition and work your way through the example. You can also use different numbers. Whatever works best for your child. If 10 questions are too many, select what you can do. I don't want your child to become frustrated, so work at a good pace for all of you.

Way to go Grade 2's!

Have a Thankful Thursday everyone.

