

# "Haidner Happenings"

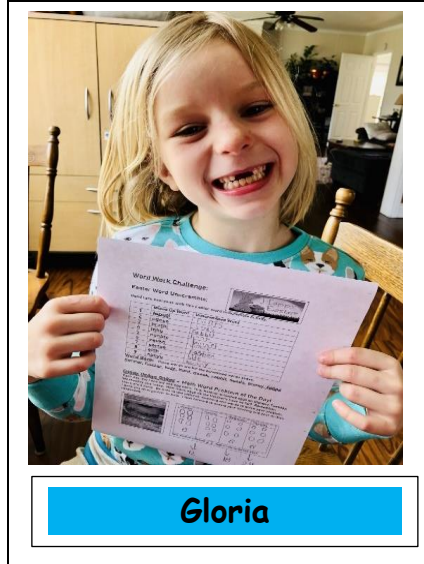
April 14, 2020 – Daily Report

Mrs. Haidner's Contact Information:

Email: [khaidner@scdsb.on.ca](mailto:khaidner@scdsb.on.ca)

Remind Code @297f6k4

Class Blog: [kjhaidner.edublogs.org](http://kjhaidner.edublogs.org)



Hello Everyone,

How was your Easter Weekend? I'd love to hear about what you did this past weekend. You can write me an email or write a journal on a piece of paper. In the box below I wrote you a journal entry. You get to be the teacher! Tell me how I did.

Mrs. Haidner's Journal:

my weekend was funn. I cooked and played. then i went to bed? The end

I'd love to hear your feedback about my journal. Did I do a good job? Could I have done something differently? Let me know your thoughts and feedback.

## Math Problem of the Day!



Set the table for dinner for your family. Find the total number of plates, glasses, forks, knives, and spoons you would need.

1. How many of each item did you need?
2. How many items were there all together?
3. Remember to use pictures and numbers to show all your math work today.

### My Weekly Spelling Word List:

Each student knows which spelling group they are in. Below is a list of spelling words for this week. Parents, on Friday I will ask you to give your child a wee spelling quiz.


Group A	Group B	Group C
1. go	1. no	1. trip
2. so	2. go	2. tree
3. no	3. going	3. say
4. do	4. most	4. said
5. you	5. kind	5. hop
6. home	6. find	6. train
7. note	7. gave	7. number
8. Robe	8. so	8. stop
	9. do	9. stopped
	10. doing	10. one

### Spelling Activity for Tuesday:

1. If you have your agenda at home, I would like you to find today's date. It is Tuesday April 14, 2020. When you have found the correct page, write your spelling words in your agenda (just like we do each week). This is good practice. As well, under today's date, make note of the weather and temperature...just like we do at school at the front of the classroom. I'm good if you use pictures or words. Let's try and do this each day.
2. Today select one of the possible spelling activities below and complete the task.

### Weekly Spelling Challenge:

1. Dear Teacher: Write a letter to your teacher using your spelling words. Be sure to use spaces in between your words AND underline your spelling words.
2. Rainbow Words: Write each spelling word with a pencil. Then, using different colours, trace the word.
3. Apple Words: Draw an apple for each of your spelling words. Write one spelling word inside each apple. Then colour your apples.
4. Add It Up: Add the letters in each of your spelling words to find the total. Use the numbers below:  
(Consonants = 5) and (vowels = 1)  
Example: Whale  
Whale = 5 + 5 + 1 + 5 + 1 = 17



**Weekly Spelling Challenge Continued:**

5. Opposite Hand: Write your spelling words with your opposite hand, the one you usually don't write with.
6. Practice Test: Ask an adult at home to quiz you on your spelling words. If you misspell a word, write it correctly three more times.
7. Alphabetical Order: Write all your words in alphabetical order.
8. Vowel and Consonants: Write the consonants in blue and the vowels in red for each word.

**Reading:**

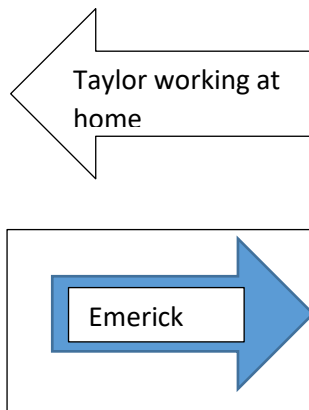

The reading goal for grade 2 students is to read for a minimum of 15 minutes a day. This could be reading together or your child could read independently!

**Tuesday's Reading Task:**

Read your favourite story book together with your child.

Talk About:

- What was the most exciting part?
- What surprised them? Why?
- If they could be friends with any character in the story, who would it be and why?



**Chicken Update:**

This weekend the chickens had a lovely time exploring their new run. We built them an area where they could run inside and outside. They were running in and outside, flapping their wings. We gave them some scrap carrot sticks and potato peelings, and they loved them! On Easter morning, I went out to the coop and found 6 warm beautiful eggs. It was such a great morning. All 6 hens are great!



## Web Site of the Day:



Don't forget to visit ([kjhaidner.edublogs.org](http://kjhaidner.edublogs.org))

Science Bob



<https://sciencebob.com/category/experiments/page/2/>

Explore and have fun with this website today.

## What we are up to!



Jacob – Easter Bunny Drawing  
Parker M - Kindness



Wyatt – Helping Others  
Kay – Writing Journals





## Joke of the Day:

**Q: Why is the letter A like a flower?**

**A: A bee comes after it!**



Have a "Terrific Tuesday" everyone!

Mrs. Haidner

P.S. Look at the creative environmental art. Nature at its best.

By: Emerick

